

5 newstone

urban 30x30cm

line 30x60cm

city 45x45cm



newstone

urban 12"x12" - 30x30cm. (29,75x29,75cm.)

line 12"x24" - 30x60cm. (29,75x59,55cm.)



city 18"x18" - 45x45cm. (44,63x44,63cm.)



we advise 2mm joint (to follow the norms) 3/32" - aconsejamos fuga de 2mm. (ceñirse a la norma)

NEWSTONE ANTRACITA

11mm



Line serie 30x60
(29,75 x 59,55 cm - 11.71" x 23.45")

Line antracita lappato 30x60 G-1258
Line antracita natural 30x60 G-1234

Urban serie 30x30
(29,75 x 29,75 cm - 11.71" x 11.71")

Urban antracita lappato 30x30 G-1258
Urban antracita natural 30x30 G-1234

Line lista 15x60
(14,74 x 59,55 cm - 5.80" x 23.45")

Line antracita lappato lista 15x60 G-89
Line antracita natural lista 15x60 G-87

Line lista 10x60
(9,74 x 59,55 cm - 3.84" x 23.45")

Line antracita lappato lista 10x60 G-87
Line antracita natural lista 10x60 G-85

Line lista 5x60
(4,75 x 59,55 cm - 1.87" x 23.45")

Line antracita lappato lista 5x60 G-85
Line antracita natural lista 5x60 G-83



Urban mosaico 5x5
(29,75 x 29,75 cm - 11.71" x 11.71")

Urban antracita lappato mosaico 5x5 G-1638
Urban antracita lappato preincisión 5x5 G-1482



Urban mosaico 5x10
(29,75 x 29,75 cm - 11.71" x 11.71")

Urban antracita lappato mosaico 5x10 G-1638
Urban antracita lappato preincisión 5x10 G-1482



Urban preincisión 5x30
(29,75 x 29,75 cm - 11.71" x 11.71")

Urban antracita lappato preincisión 5x30 G-1426



Urban preincisión 10x30
(29,75 x 29,75 cm - 11.71" x 11.71")

Urban antracita lappato preincisión 10x30 G-1426


ACCESORIES COMPLEMENTOS		FINISH ACABADO		GROUP GRUPO	
				30X60	30X30
	Newstone antracita peldaño		LAPPATO NATURAL	G-171 G-171	G-171 G-171
	Newstone antracita peldaño ángulo		LAPPATO NATURAL	G-187 G-187	G-187 G-187
	Newstone antracita gradone		LAPPATO NATURAL	G-499 G-499	G-499 G-499
	Newstone antracita gradone ángulo		LAPPATO NATURAL	G-559 G-559	G-559 G-559



product: Line antracita lappato 30x60

NEWSTONE VISON

11mm



Urban serie 30x30
(29,75 x 29,75 cm - 11.71" x 11.71")

Urban vison natural 30x30

G-1218

ACCESORIES COMPLEMENTOS		FINISH ACABADO		GROUP GRUPO 30X30
	Newstone vison peldaño		NATURAL	- G-171
	Newstone vison peldaño ángulo		NATURAL	- G-187
	Newstone vison gradone		NATURAL	- G-499
	Newstone vison gradone ángulo		NATURAL	- G-559

NEWSTONE GRIS

11mm




Line serie 30x60
(29,75 x 59,55 cm - 11.71" x 23.45")

Line gris natural 30x60 **G-1218**



City serie 45x45
(44,63 x 44,63 cm - 17.57" x 17.57")

City gris natural 45x45 **G-1218**



Line lista 15x60
(14,74 x 59,55 cm - 5.80" x 23.45")

Line gris natural lista 15x60 **G-85**



Line lista 10x60
(9,74 x 59,55 cm - 3.84" x 23.45")

Line gris natural lista 10x60 **G-83**



Line lista 5x60
(4,75 x 59,55 cm - 1.87" x 23.45")

Line gris natural lista 5x60 **G-81**

ACCESORIES COMPLEMENTOS		FINISH ACABADO		30X60	45X45
	Newstone gris peldaño		NATURAL	- G-171	G-171
	Newstone gris peldaño ángulo		NATURAL	- G-187	G-187
	Newstone gris gradone		NATURAL	- G-499	G-499
	Newstone gris gradone ángulo		NATURAL	- G-559	G-559


















A photograph showing a close-up of a grey outdoor sofa. The sofa is positioned on a green lawn with scattered brown leaves. The background is a bright, slightly overexposed outdoor setting. The APAVISA logo is visible in the bottom right corner.

APAVISA











































TECHNICAL CHARACTERISTICS / CARACTERÍSTICAS TÉCNICAS MEASUREMENTS AND SURFACE APPEARANCE / Dimensiones y aspecto superficial	STANDARD TEST METHOD MÉTODO DE PRUEBA DE LA NORMA	STANDARD PRESCRIBED VALUES VALOR PRESCRITO POR LA NORMA	APAVISA PORCELANICO VALUE VALOR APAVISA PORCELÁNICO
 LENGTH AND WIDTH Longitud y anchura	EN 98	± 0,6% max.	± 0,1%
 THICKNESS Grosor	EN 98	± 5% max.	± 2%
 ORTHOGONALITY Ortogonalidad	EN 98	± 0,6% max.	± 0,2%
 SURFACE FLATNESS Planitud de superficie	EN 98	± 0,5% max.	± 0,2%
PHYSICAL PROPERTIES / Propiedades físicas			
 WATER ABSORPTION Absorción de agua	EN 99	≤ 0,5%	± 0,02%
 BENDING RESISTANCE Resistencia a la flexión	EN 100	≥ 27 N/mm ²	61 N/mm ²
 SURFACE SCRATCH RESISTANCE Dureza al rayado superficial	EN 101	≥ MOHS 6	MOHS 8
 RESISTANCE TO ABRASION Resistencia a la abrasión	EN 102	≤ 205 mm ³	108 mm ³ *
 THERMAL EXPANSION COEFFICIENT Coeficiente de dilatación térmica	EN 103	≤ 9 MK ⁻¹	6,3 MK ⁻¹
 TEMPERATURE SHOCK RESISTANCE Resistencia al choque térmico	EN 104	NO SURFACE DEFECTS SHOULD BE VISIBLE No debe presentar defectos visibles	DURABLE Resistente
 RESISTANCE TO COLD Resistencia a la helada	EN 202	NO SURFACE DEFECTS OR CRACKS SHOULD BE VISIBLE No debe presentar defectos o roturas visibles	ANTI-ICE Antihielo
 ANTI-SLIP Antideslizante	DIN 51130		R9
 COLOUR RESISTANCE TO LIGHT Resistencia del color a la luz	DIN 51094	THERE SHOULD BE NO COLOUR VARIATIONS No debe presentar variaciones de color	NO ALTERATIONS TO COLOUR AND SHINE No presentan alteraciones de color y brillo
CHEMICAL PROPERTIES / Propiedades químicas			
 CHEMICAL RESISTANCE Resistencia química	EN 106	THERE SHOULD BE NO VISIBLE CHANGES WHEN SUBJECTED TO CHEMICALS No debe presentar alteraciones visibles a los ataques químicos	R Resistente
 RESISTANCE TO STAINING Resistencia a las manchas	EN 122		NO VISIBLE DEFECTS sin defectos visibles











*test carried out on the CITY GRIS LAPPATO / *prueba realizada sobre el producto CITY GRIS LAPPATO













urban, line, city and contract series
newstone collection



NEWSTONE COLLECTION COLECCION NEWSTONE		GROUPS / GRUPOS					PACKING LIST									
		ANTRACITA NAT/LAP	GRIS NAT/LAP	VISON NAT/LAP	MARFIL NAT/LAP	BEIGE NAT/LAP	Thickness in (aprox) Espesor mm (aprox)	Boxes/Pallet Cajas/Palet	Pcs. Box Piezas/Caja	Sqm/Box M ² /Caja	Square Feet Box	Sqm/Pallet M ² /Palet	Square Feet Pallet	Kgs/Pallet Kgs/Palet	Kgs/Box Kgs/Caja	L. MTS.
SERIE LINE 30x60	 base 12"x24"-30x60 cm. (29,75x59,55 cm)	1234 / 1258	1218 / 1240	1218 / 1240	1258 / 1298	1218 / 1240	9,8 ^{0.37"}	40	6	1,063	11,441	45,52	457,67	979,2	23,83	-
	 peldaño-30 12"x24"-30x60 cm. (29,75x59,55 cm)	171 / 171	171 / 171	171 / 171	171 / 171	171 / 171	9,8 ^{0.37"}	99	7	-	-	-	-	-	27,76	2,028
	 peldaño-60 12"x24"-30x60 cm. (29,75x59,55 cm)	171 / 171	171 / 171	171 / 171	171 / 171	171 / 171	9,8 ^{0.37"}	99	7	-	-	-	-	-	27,76	4,168
	 peldaño angulo12"x24"-30x60 cm. (29,75x59,55 cm)	187 / 187	187 / 187	187 / 187	187 / 187	187 / 187	9,8 ^{0.37"}	99	7	-	-	-	-	-	27,76	-
	 peldaño top-30 12"x24"-30x60 cm. (29,75x59,55 cm)	355 / 355	355 / 355	355 / 355	355 / 355	355 / 355	18 ^{0.70"}	99	4	-	-	-	-	-	16,6	1,19
	 peldaño top-60 12"x24"-30x60 cm. (29,75x59,55 cm)	355 / 355	355 / 355	355 / 355	355 / 355	355 / 355	18 ^{0.70"}	99	4	-	-	-	-	-	16,7	2,38
	 peldaño top angulo 12"x24"-30x60 cm. (29,75x59,55 cm)	499 / 499	499 / 499	499 / 499	499 / 499	499 / 499	18 ^{0.70"}	99	3	-	-	-	-	-	13,7	-
	 gradone onda-30 12"x24"-30x60 cm. (29,75x59,55 cm)	499 / 499	499 / 499	499 / 499	499 / 499	499 / 499	25 ^{0.97"}	99	2	-	-	-	-	-	8,6	0,595
	 gradone onda-60 12"x24"-30x60 cm. (29,75x59,55 cm)	499 / 499	499 / 499	499 / 499	499 / 499	499 / 499	25 ^{0.97"}	99	2	-	-	-	-	-	8,6	1,191
	 gradone onda angulo 12"x24"-30x60 cm. (29,75x59,55 cm)	559 / 559	559 / 559	559 / 559	559 / 559	559 / 559	25 ^{0.97"}	99	2	-	-	-	-	-	9,5	-
	 rodapie 3.5"x24"-8x60 cm. (8x59,55 cm)	95 / 97	93 / 95	93 / 95	97 / 100	93 / 95	9,8 ^{0.37"}	99	15	-	-	-	-	-	16,5	8,925
	 rodapie 3.5"x12"-8x30 cm. (8x29,75 cm)	65 / 67	63 / 65	63 / 65	67 / 71	63 / 65	9,8 ^{0.37"}	99	30	-	-	-	-	-	16,5	8,925
	 listelo 3.5"x24"-8x60 cm. (8x59,55 cm)	85 / 87	83 / 85	83 / 85	87 / 91	83 / 85	9,8 ^{0.37"}	99	15	-	-	-	-	-	16,5	8,925
	 listelo 3.5"x12"-8x30 cm. (8x29,75 cm)	53 / 55	51 / 53	51 / 53	55 / 57	51 / 53	9,8 ^{0.37"}	99	30	-	-	-	-	-	16,5	8,925
	 taco 3.5"x3.5"-8x8 cm.	29 / 35	27 / 29	27 / 29	27 / 29	27 / 29	9,8 ^{0.37"}	99	30	-	-	-	-	-	4,4	2,4
	 lista 5x60 2.1"x24"-5x60 cm. (4,75x59,55 cm)	83 / 85	81 / 83	81 / 83	81 / 83	81 / 83	9,8 ^{0.37"}	99	27	-	-	-	-	-	9,4	16,079
 lista 10x60 4.3"x24"-10x60 cm. (9,74x59,55 cm)	85 / 87	83 / 85	83 / 85	83 / 85	83 / 85	9,8 ^{0.37"}	99	15	-	-	-	-	-	19,9	8,932	
 lista 15x60 6.5"x24"-15x60 cm. (14,72x59,55 cm)	87 / 89	85 / 87	85 / 87	85 / 87	85 / 87	9,8 ^{0.37"}	99	9	-	-	-	-	-	18	5,955	

		GROUPS / GRUPOS					PACKING LIST										
		NEWSTONE COLLECTION COLECCION NEWSTONE	ANTRACITA NAT/LAP	GRIS NAT/LAP	VISON NAT/LAP	MARFIL NAT/LAP	BEIGE NAT/LAP	Thickness in (aprox) Espesor mm (aprox)	Boxes/Pallet Cajas/Palet	Pcs. Box Piezas/Caja	Sqm/Box M ² /Caja	Square Feet Box	Sqm/Pallet M ² /Palet	Square Feet Pallet	Kgs/Pallet Kgs/Palet	Kgs/Box Kgs/Caja	L. MTS.
SERIE URBAN 30 X 30		base 12"x12"-30x30 cm. (29,75x29,75 cm)	1234 / 1258	1218 / 1240	1218 / 1240	1218 / 1240	1218 / 1240	9,8 ^{0.39"}	40	13	1,15	12,378	46	495,13	1050	25,6	-
		peldaño 12"x12"-30x30 cm. (29,75x29,75 cm)	171 / 171	171 / 171	171 / 171	171 / 171	171 / 171	9,8 ^{0.39"}	99	10	-	-	-	-	-	26,1	29,75
		peldaño angulo 12"x12"-30x30 cm. (29,75x29,75 cm)	187 / 187	187 / 187	187 / 187	187 / 187	187 / 187	9,8 ^{0.39"}	99	10	-	-	-	-	-	20,1	-
		peldaño top 12"x12"-30x30 cm. (29,75x29,75 cm)	355 / 355	355 / 355	355 / 355	355 / 355	355 / 355	18 ^{0.70"}	99	7	-	-	-	-	-	15,11	2,083
		peldaño top angulo 12"x12"-30x30 cm. (29,75x29,75 cm)	499 / 499	499 / 499	499 / 499	499 / 499	499 / 499	18 ^{0.70"}	99	5	-	-	-	-	-	11,3	-
		gradone onda 12"x12"-30x30 cm. (29,75x29,75 cm)	499 / 499	499 / 499	499 / 499	499 / 499	499 / 499	25 ^{0.98"}	99	4	-	-	-	-	-	10,1	1,19
		gradone onda angulo 12"x12"-30x30 cm. (29,75x29,75 cm)	559 / 559	559 / 559	559 / 559	559 / 559	559 / 559	25 ^{0.98"}	99	3	-	-	-	-	-	7,3	-
		rodapie 3.5"x12"-8x30 cm. (8x29,75 cm)	65 / 67	63 / 65	63 / 65	67 / 71	63 / 65	9,8 ^{0.39"}	99	30	-	-	-	-	-	16,5	8,925
		listelo 3.5"x12"-8x30 cm. (8x29,75 cm)	53 / 55	51 / 53	51 / 53	55 / 57	51 / 53	9,8 ^{0.39"}	99	30	-	-	-	-	-	16,5	8,925
		taco 3.5"x3.5"-8x8 cm.	29 / 35	27 / 29	27 / 29	27 / 29	27 / 29	9,8 ^{0.39"}	99	30	-	-	-	-	-	4,4	2,4
SERIE CITY 45x45		base 18"x18"-45x45 cm. (44,63x44,63 cm)	1234 / 1258	1218 / 1240	1218 / 1240	1258 / 1298	1218 / 1240	9,75/9,9 ^{0.39"}	68	5	0,996	10,720	67,728	729	1573/1566	22,75/22,65	-
		peldaño 18"x18"-45x45 cm. (44,63x44,63 cm)	171 / 171	171 / 171	171 / 171	171 / 171	171 / 171	9,75/9,9 ^{0.39"}	99	5	-	-	-	-	-	22,75/22,65	2,237
		peldaño angulo 18"x18"-45x45 cm. (44,63x44,63 cm)	187 / 187	187 / 187	187 / 187	187 / 187	187 / 187	9,75/9,9 ^{0.39"}	99	5	-	-	-	-	-	22,75/22,65	-
		peldaño top 18"x18"-45x45 cm. (44,63x44,63 cm)	355 / 355	355 / 355	355 / 355	355 / 355	355 / 355	18 ^{0.70"}	99	3	-	-	-	-	-	14,5	1,33
		peldaño top angulo 18"x18"-45x45 cm. (44,63x44,63 cm)	499 / 499	499 / 499	499 / 499	499 / 499	499 / 499	18 ^{0.70"}	99	2	-	-	-	-	-	10,3	-
		gradone onda 18"x18"-45x45 cm. (44,63x44,63 cm)	499 / 499	499 / 499	499 / 499	499 / 499	499 / 499	25 ^{0.98"}	99	2	-	-	-	-	-	10,5	0,893
		gradone onda angulo 18"x18"-45x45 cm. (44,63x44,63 cm)	559 / 559	559 / 559	559 / 559	559 / 559	559 / 559	25 ^{0.98"}	99	2	-	-	-	-	-	11,8	-
		rodapie 3.5"x18"-8x45 cm. (8x44,63 cm)	79 / 81	73 / 79	73 / 79	81 / 85	73 / 79	9,75/9,9 ^{0.39"}	99	15	-	-	-	-	-	11,7	6,7
		listelo 3.5"x18"-8x45 cm. (8x44,63 cm)	65 / 67	63 / 65	63 / 65	67 / 71	63 / 65	9,75/9,9 ^{0.39"}	99	15	-	-	-	-	-	11,7	6,7
		taco 3.5"x3.5"-8x8 cm.	29 / 35	27 / 29	27 / 29	27 / 29	27 / 29	9,75/9,9 ^{0.39"}	99	30	-	-	-	-	-	4,4	2,4

urban, line, city and contract series
newstone collection

		GROUPS / GRUPOS					PACKING LIST										
		NEWSTONE COLLECTION COLECCION NEWSTONE	ANTRACITA NAT / LAP	GRIS NAT / LAP	VISON NAT / LAP	MARFIL NAT / LAP	BEIGE NAT / LAP	Thickness in (aprox) Espesor mm (aprox)	Boxes/Pallet Cajas/Palet	Pcs. Box Piezas/Caja	Sqm/Box M ² /Caja	Square Feet Box	Sqm/Pallet M ² /Palet	Square Feet Pallet	Kgs/Pallet Kgs/Palet	Kgs/Box Kgs/Caja	L. mts.
SERIE CONTRACT 60X60		base 24"x24"-60x60 cm. (59,55x59,55 cm)	1346 / 1372	1330 / 1354	1330 / 1354	1372 / 1410	- / -	10,2 ^{0.39"}	30	3	1,063	11,441	31,89	343,25	772/782	25,2/24,8	-
		peldaño 24"x24"-60x60 cm. (59,55x59,55 cm)	281 / 281	281 / 281	281 / 281	281 / 281	- / -	10,2 ^{0.39"}	99	3	-	-	-	-	-	25,2/24,8	1,76
		peldaño angulo 24"x24"-60x60 cm. (59,55x59,55 cm)	299 / 299	299 / 299	299 / 299	299 / 299	- / -	10,2 ^{0.39"}	99	3	-	-	-	-	-	25,2/24,8	-
		peldaño top 24"x24"-60x60 cm. (59,55x59,55 cm)	499 / 499	499 / 499	499 / 499	499 / 499	- / -	20 ^{0.77"}	99	2	-	-	-	-	-	17,9/18	1,19
		peldaño top angulo 24"x24"-60x60 cm. (59,55x59,55 cm)	585 / 585	585 / 585	585 / 585	585 / 585	- / -	20 ^{0.77"}	99	1	-	-	-	-	-	9,8	-
		gradone onda 24"x24"-60x60 cm. (59,55x59,55 cm)	559 / 559	559 / 559	559 / 559	559 / 559	- / -	28 ^{1.08"}	99	1	-	-	-	-	-	9,2/9,1	0,595
		gradone onda angulo 24"x24"-60x60 cm. (59,55x59,55 cm)	609 / 609	609 / 609	609 / 609	609 / 609	- / -	28 ^{1.08"}	99	1	-	-	-	-	-	10,1/10	-
		rodapie 3.5"x24"-8x60 cm. (8x59,55 cm)	95 / 97	93 / 95	93 / 95	97 / 100	- / -	9,8 ^{0.37"}	99	15	-	-	-	-	-	16,5	8,93
		listelo 3.5"x24"-8x60 cm. (8x59,55 cm)	85 / 87	83 / 85	83 / 85	87 / 91	- / -	9,8 ^{0.37"}	99	15	-	-	-	-	-	16,5	8,93
	taco 3.5"x3.5"-8x8 cm.	29 / 35	27 / 29	27 / 29	27 / 29	- / -	9,8 ^{0.37"}	99	30	-	-	-	-	-	4,4	2,4	

NEWSTONE COLLECTION COLECCION NEWSTONE		GROUPS / GRUPOS					PACKING LIST										
		ANTRACITA NAT / LAP	GRIS NAT / LAP	VISON NAT / LAP	MARFIL NAT / LAP	BEIGE NAT / LAP	Thickness in (aprox) Espesor mm (aprox)	Boxes/Pallet Cajas/Palet	Pcs. Box Piezas/Caja	Sqm/Box M ² /Caja	Square Feet Box	Sqm/Pallet M ² /Palet	Square Feet Pallet	Kgs/Pallet Kgs/Palet	Kgs/Box Kgs/Caja	L. MTS.	
SPECIAL PIECES		mosaico 5x5 - 12"x12"-30x30 cm. (29,75x29,75 cm)	- / 1638	- / 1638	- / 1638	- / 1654	- / 1638	9,8 ^{0.37"}	40	8	0,72	-	25,92	-	-	14,7	-
		mosaico 5x10 - 12"x12"-30x30 cm. (29,75x29,75 cm)	- / 1638	- / 1638	- / 1638	- / 1654	- / 1638	9,8 ^{0.37"}	40	8	0,72	-	25,92	-	-	14,7	-
		preincisión 5x30 - 12"x12"-30x30 cm. (29,75x29,75 cm)	- / 1426	- / 1426	- / 1426	- / 1458	- / 1426	9,8 ^{0.37"}	50	9	0,81	-	36,45	-	-	16,5	-
		preincisión 10x30 - 12"x12"-30x30 cm. (29,75x29,75 cm)	- / 1426	- / 1426	- / 1426	- / 1458	- / 1426	9,8 ^{0.37"}	50	9	0,81	-	36,45	-	-	16,5	-
		preincisión 5x5 - 12"x12"-30x30 cm. (29,75x29,75 cm)	- / 1482	- / 1482	- / 1482	- / 1506	- / 1482	9,8 ^{0.37"}	50	9	0,81	-	36,45	-	-	16,5	-
		preincisión 5x10 - 12"x12"-30x30 cm. (29,75x29,75 cm)	- / 1482	- / 1482	- / 1482	- / 1506	- / 1482	9,8 ^{0.37"}	50	9	0,81	-	36,45	-	-	16,5	-
		line cube-1 - 12"x24"-30x60 cm. (29,75x59,55 cm)	- / 215	- / 215	- / 215	- / 215	- / 215	9,8 ^{0.37"}	99	7	-	-	-	-	-	27,76	-
		line cube-2 - 12"x24"-30x60 cm. (29,75x59,55 cm)	- / 227	- / 227	- / 227	- / 227	- / 227	9,8 ^{0.37"}	99	7	-	-	-	-	-	27,76	-
		city cube-1 - 18"x18"-45x45 cm. (44,63x44,63 cm)	- / 215	- / 215	- / 215	- / 215	- / 215	9,8 ^{0.37"}	99	5	-	-	-	-	-	22,75	-
		city cube-2 - 18"x18"-45x45 cm. (44,63x44,63 cm)	- / 227	- / 227	- / 227	- / 227	- / 227	9,8 ^{0.37"}	99	5	-	-	-	-	-	22,75	-
		contract cube-1 - 24"x24"-60x60 cm. (59,55x59,55 cm)	- / 281	- / 281	- / 281	- / 281	- / -	9,8 ^{0.37"}	99	3	-	-	-	-	-	25,20	-
		contract cube-2 - 24"x24"-60x60 cm. (59,55x59,55 cm)	- / 299	- / 299	- / 299	- / 299	- / -	9,8 ^{0.37"}	99	3	-	-	-	-	-	25,20	-

		CRISTAL/GLASS				PORCELAIN								STEEL										
		ROJO	AZUL	NEGRO	GLASS	CROMATIC BLANCO SAT	CROMATIC AMARILLO SAT	CROMATIC AZUL SAT	CITY GRIS LAP	CITY ANTRACITA LAP	CITY VISON LAP	CITY MARFIL LAP	CITY BEIGE LAP	ACERO										
	cube 2,5x2,5	49	49	49	49	23	23	23	23	23	23	23	23	49	9,8 ^{0.37"}	-	-	-	-	-	-	-	-	-
	square cenefa - 2"x12"-5x30 cm. (5x29,75 cm)	95								9,8 ^{0.37"}	99	36	-	-	-	-	-	-	-	-	8,8	-		



Ctra. Castellón - San Juan de Moró, hm.7,5
12130 SAN JUAN DE MORO (Castellón) Spain
Tel. (+34) 964 701 120
Fax nacional: 964 701 195
Export fax: (+34) 964 701 067
e-mail: info@apavisa.com
www.apavisa.com

