

ESMALTADOS CLASSIC GLAZED TILES CLASSIC


	ESMALTADO GLAZED	
	Características dimensionales Dimension tolerance	<1,25% máx 2 mm.
	Absorción de agua Water absorption	3<E≤6%
	Coef. Dilatación térmica lineal Linear thermal expansion coefficient	3,8x10 ⁻⁶ ×C ⁻¹
	Resistencia a la flexión Breaking Strength	20N/mm ²
	Resistencia a la abrasión superficial Resistance to surface abrasion	Teka/Parma/Pisa PEI 2 Malta PEI 3
	Desgaste tránsito peatonal Erosion to pedestrian transit	Malta H4
	Resistencia al rayado (Método Mohs) Scratch hardness of surface (Mohs Method)	Teka/Malta 8
	Resistencia a las manchas Resistance to stains	clase 5 class 5
	Péndulo (CTE) Not required out of Spain	Teka/Parma/Pisa 2 Malta 3
	A pie descalzo Barefoot slip resistance	Teka/Malta C
	A pie calzado Slip resistance with footwear	Teka R10 Pisa/Malta R11 Parma <R9
	Resistencia al cuarteo Crazing resistance	sí/yes
	Extrusión Extruded tiles	✓
	Resistencia a la helada Frost resistance	✓
	Resistencia al choque térmico Resistance to thermal shock	✓
	Resistencia química Chemical resistance	✓



Albany Teka



Isla Malta



Parma



Pisa



FORMATOS SIZES | 6x25 · 12x25 · 33x33 · 25x25 cm.

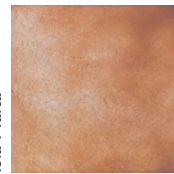


Colores / Colors


Albany Teka



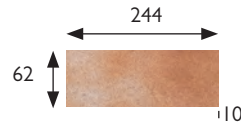
Isla Malta



Parma



Pisa

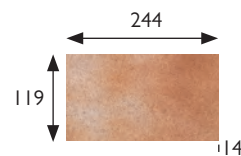


BASE 6x25*
TILE 6x25*
 [62x244x110 mm.]

Albany Teka
Isla Malta
Parma
Pisa

Cod. 902191 [MC480]
 Cod. 902948 [MC480]
 Cod. 903832 [MC480]
 Cod. 903553 [MC480]

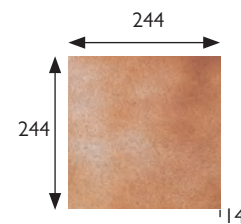
*Se obtiene a partir de base de 12x25 premarcada.
 *It is obtained from 12x25 premarked tile.



BASE 12x25
TILE 12x25
 [119x244x114 mm.]

Albany Teka
Isla Malta
Parma
Pisa


Cod. 901597 [MC425]
 Cod. 903831 [MC425]
 Cod. 902831 [MC425]
 Cod. 901611 [MC425]



BASE 25x25
TILE 25x25
 [244x244x114 mm.]

Albany Teka
Isla Malta
Parma
Pisa

Cod. 900897 [MC425]
 Cod. 901211 [MC425]
 Cod. 902830 [MC425]
 Cod. 901610 [MC425]



BASE 33x33
TILE 33x33
 [325x325x116 mm.]

Albany Teka

Cod. 901361 [MC485]

	Espeor (mm) Thickness (mm)	U.M.*	U.M./Caja U.M./Box	U.M./Palet U.M./Pallet	Pzs./U.M. Pcs./U.M.	Pzs./Caja Pcs./Box	Kg./U.M. Kg./U.M.	Kg./Caja Kg./Box	Kg./Palet Kg./Pallet
Base 6x25 (12x25 premarcada) Tile 6x25 (premarked tile 12x25)	10	m ² sqm	0,64	76,8	64	40	17	10,640	1276,8
Base 12x25 Tile 12x25	14	m ² sqm	0,50	60	32	16	25	12,5	1499
Base 25x25 Tile 25x25	14	m ² sqm	1	60	16	16	25	12,5	1499
Base 33x33 Tile 33x33	16	m ² sqm	0,666	42,624	9	6	32,6	21,75	1391

* Unidad de Medida. Los artículos medidos en m² o ml se sirven contando la junta normal entre piezas.
 * Unit of Measure. Items measured in sqm or lm are delivered assuming average joint between pieces.

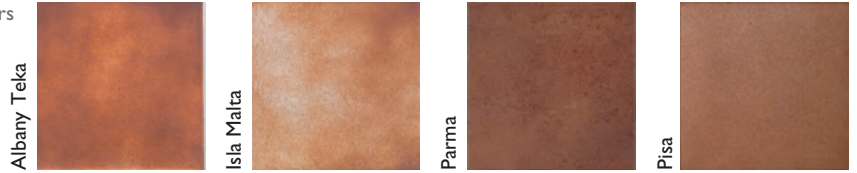
**Consultar datos de embalaje a fábrica según espesor.
 **Ask the factory for packing information depending on thickness.



Albany Teka 25x25

PIEZAS ESPECIALES SPECIAL PIECES

Colores / Colors



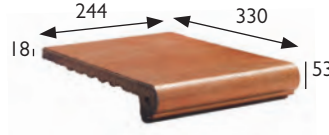
PELDAÑO REDONDEADO 33
 ROUNDED STAIR-TREAD 33



[325x330x18 mm.]

Albany Teka Cod. 901580 [PZ280]


PELDAÑO REDONDEADO 25
 ROUNDED STAIR-TREAD 25



[244x330x18 mm.]

Albany Teka Cod. 900900 [PZ220]
Isla Malta Cod. 901212 [PZ220]
Parma Cod. 902832 [PZ220]
Pisa Cod. 901612 [PZ220]


ESQUINA REDONDEADA
 ROUNDED STAIR-TREAD CORNER



[330x330x18 mm.]

Albany Teka Cod. 900901 [PZ555]
Isla Malta Cod. 901214 [PZ555]
Parma Cod. 902833 [PZ555]
Pisa Cod. 901617 [PZ555]


VIERTEAGUAS 25X33
 WASH 25X33



[244x330x18 mm.]

Albany Teka Cod. 900994 [PZ190]
Isla Malta Cod. 901217 [PZ190]
Parma Cod. 901399 [PZ190]

RODAPIÉ 33
 SKIRTING BOARD 33



[325x80x16 mm.]

Albany Teka Cod. 901582 [ML170]

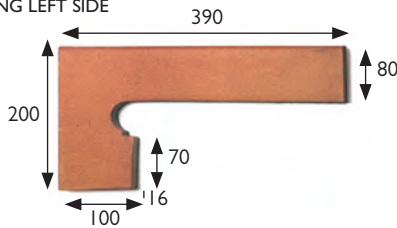
RODAPIÉ 25
 SKIRTING BOARD 25



[244x80x14 mm.]

Albany Teka Cod. 900904 [ML150]
Isla Malta Cod. 901213 [ML150]
Parma Cod. 902836 [ML150]
Pisa Cod. 901615 [ML150]

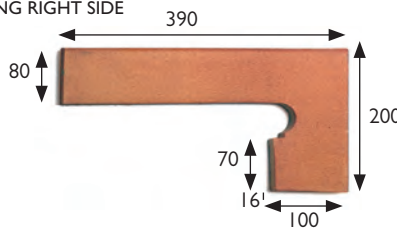
ZANQUÍN IZDA.
 STRING LEFT SIDE



[390x80/200x100x16 mm.]

Albany Teka Cod. 900903 [PZ150]
Isla Malta Cod. 901216 [PZ150]
Parma Cod. 902834 [PZ150]
Pisa Cod. 901613 [PZ150]


ZANQUÍN DCHA.
 STRING RIGHT SIDE



[390x80/200x100x16 mm.]

Albany Teka Cod. 900902 [PZ150]
Isla Malta Cod. 901215 [PZ150]
Parma Cod. 902835 [PZ150]
Pisa Cod. 901614 [PZ150]

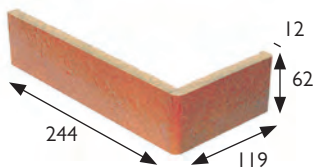
PASAMANOS 15,5
 HANDRAIL 15,5



[244x191x40x18 mm.]

Albany Teka Cod. 900950 [PZ170]
Isla Malta Cod. 901219 [PZ170]
Parma Cod. 901398 [PZ170]
Pisa Cod. 903929 [PZ170]

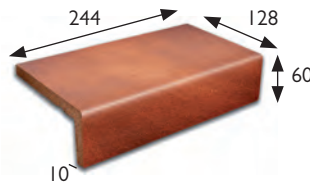
ÁNGULO FACHADA
 FACADE ANGLE



[244x119x62x12 mm.]

Albany Teka Cod. 901464 [PZ070]
Isla Malta Cod. 901467 [PZ070]
Parma Cod. 901396 [PZ070]
Pisa Cod. 904547 [PZ070]

ÁNGULO DESIGUAL
 UNEQUAL EDGE



[244x128x60x10 mm.]

Albany Teka Cod. 904532 [PZ160]
Isla Malta Cod. 904533 [PZ160]
Parma Cod. 904534 [PZ160]
Pisa Cod. 904535 [PZ160]

Anchura recomendada de la junta de colocación: 6 - 8 mm.
 Recommended joint width 6 - 8 mm.



Parma 25x25

	Espe­sor (mm) Thick­ness (mm)	U.M.*	U.M./Caja U.M./Box	U.M./Palet U.M./Pallet	Pzs./U.M. Pcs./U.M.	Pzs./Caja Pcs./Box	Kg./U.M. Kg./U.M.	Kg./Caja Kg./Box	Kg./Palet Kg./Pallet
Peldaño redondeado 33 Rounded stair-tread 33	18	Pz. Pc.	6	216	1	6	4,4	26,4	950
Peldaño redondeado 25 Rounded stair-tread 25	18	Pz. Pc.	6	324	1	6	3,3	19,8	1069
Esquina redondeada Rounded stair-tread corner	18	Pz. Pc.	2	60	1	2	6	12	360
Vierteaguas 25x33 Wash 25x33	18	Pz. Pc.	6	324	1	6	3,13	18,78	1014
Rodapié 33 Skirting board 33	16	ml lm	8	576	3	24	2,3	18	1296
Rodapié 25 Skirting board 25	14	ml lm	11,25	450	4	45	2,5	27,7	1108
Zanquín izda. String left	16	Pz. Pc.	10	300	1	10	1,3	13	390
Zanquín dcha. String right	16	Pz. Pc.	10	300	1	10	1,3	13	390
Pasamanos 15,5 Handrail 15,5	18	Pz. Pc.	8	320	1	8	2,3	18,3	731
Ángulo fachada Facade angle	12	Pz. Pc.	16	896	1	16	0,48	7,75	434
Ángulo desigual Unequal edge	10	Pz. Pc.	12	720	1	12	1,2	12,2	732

* Unidad de Medida. Los artículos medidos en m² o ml se sirven contando la junta normal entre piezas.

* Unit of Measure. Items measured in sqm or lm are delivered assuming average joint between pieces.