

©  
ORIGINALSTYLE  
MOSAICS






©  
ORIGINALSTYLE

# Mosaics

Welcome to our extensive collection of mosaics made from contemporary glass, precious metals, shimmering iridescents, luxurious shell or tumbled marble

Versatile mosaics have always been in style and they are a brilliant way to add an individual touch to your home in so many different ways: as a splashback, a shower wall, a decorative wall feature, an accent within a neutral scheme, to provide a contrast of colour or texture.

To make it easy to choose the perfect mosaic, there are four sections: **NEW**, **WALLS**, **FLOORS** and **STONE**. From the **WALLS** section onwards, all of the mosaics swatches are laid out in colour order, from bright white to inky black, with a whole spectrum of colours in between.



04

## INTRODUCTION

Inspirational photography showcasing some of the newest additions to our collection



32

## WALLS


A dazzling choice of mosaics made from different materials from white to black



130

## FLOORS

These mosaics have been designed specifically for use on floors



136

## STONE AND BORDERS

Tumbled, polished or honed natural stone shaped into mosaics, with borders for a finishing touch



156

## BESPOKE

If you still can't find what you are looking for, we can make it for you!



158

## IMPORTANT INFORMATION AND PRODUCT INDEX

Technical details and suitability guidelines, and the A-Z list of products

# Icy Whites

For a calm and serene mood

Ice has a hint of iridescence and an angular texture, White Pearl Herringbone captures all the beauty of natural shell







**Wall:** Neve Linear EW-NEVMOS, see page 138 for further information and more stone mosaics. **Floor:** Amelia Carbon CS1063-9045 porcelain tiles from our Tileworks Collection

# White Lines

These mosaics have been created from pale marble


Different finishes and textures have been combined together for a pleasing end result







✓ Silver Nugget EW-SNUMOS, see page 75 for further information  
and page 69 for a Golden Nugget mosaic



# Silver Stars

Make a feature out of these metallic effects

Silver Link is made up from small circles (above, right), Silver Nugget's texture is a real statement (above, left) and Fusion's herringbone pattern is right on-trend (left)

↑ Silver Link EW-SVLMOS, see page 77 for further information and more metal mosaics. A Black Link mosaic is on page 124

# Sparkle & Shine

For walls that will glisten  
and glitter in different lights






↑ Taj GW-TAJMOS, see page 73 for further information and similar sparkling mosaics.  
Shown with Turin Grigio CS504-6030 polished porcelain from our Tileworks Collection



# Copper Highlights

Get a real glow with these warm-toned mosaics in different formats

Orabella EW-ORAMOS, see page 61 for further information and more copper effect mosaics.  
Shown with Ice White CS777-6030 gloss ceramic wall tiles from our Tileworks Collection ↴













# Party wall

A mosaic with the happiness factor

Colourful Ibiza will jazz up a bathroom – and you don't need to tile the whole wall to get the effect. It can be used on the floor as well as it has great slip resistant properties too.



Porridge  
GAT

GARLIC

AROMATIC  
HERBS  
AROMATIC

Ciabatta Bread Baguette




Spiral Grey EW-SPGRMOS, see page 146 for further information and page 152 for Spiral Black mosaic ↗

# Geometry class

Add patterned mosaics for an extra dimension

Herald's tumbling blocks is a real classic and looks 3D although it is flat.  
Spiral's clever design, above, is etched from stone.



It's all in the detail. Take a closer look at these intricate patterns



↑ Savoy GW-SAVHEXMOS, see page 128 for further information and more recycled glass patchwork-effect mosaics



# Empire statement

Muted tones of smoky grey and copper  
for a contemporary kitchen

Loosely inspired by New York's Empire State Building, this linear  
metallic mosaic has a soft sheen of silver and coppery lights







# Earthy tones and textures


These stone wall mosaics add depth and drama

Patchwork effects are right on-trend and Delta's mix is made up from warm browns and greys in different finishes. The squares in Origin Brown are honed marble with a 3D effect



↗ Origin Brown EW-ORBRMOS, see page 146 for further information and pages 138, 142, and 151 for similar mosaics Origin Beige, Grey and Dark Grey





↑ Bihar GW-BIHROS, see page 129 for further information and pages

# A darker side

Don't be afraid to use dark colours in your décor

Tile a panel, splashback area or alcove to add a dramatic accent to any space



↑ Nimbus Basketweave EW-NIMMOS, see page 138 for further information and similar stone mosaics

# Keeping it simple

Use a palette of white and soft grey in traditional basketweaves and hexagons





↗ Crypto Large Hexagon EW-CLYX MOS, see page 153 for further information and more Crypto floor tiles.  
Shown with Cosmopolitan Papyrus W.VPA2100 brick tiles from our Winchester Tile Company Residence Collection



# Take to the floor

These two stone mosaics are practical and hard wearing enough for high traffic areas




# WALLS

The following section is full of mosaics suitable for walls in different styles, materials and textures. They are laid out in colour order, from white to black, to help you choose the perfect mosaic for your project







# Pearly Whites

The height of luxury - all the mosaics on this page are made from natural shell

Pearl Brickbond ◆◆●◆



318 x 310 x 2mm  
12 1/2" x 12 3/16" x 1/16"  
Individual piece size:  
24 x 15mm 15/16" x 9/16"

**EW-PRLMOSBB**  
shell



Pearl ◆◆●◆



305 x 305 x 2mm  
12" x 12" x 1/16"  
Individual piece size:  
20mm 13/16"

**EW-PRLMOS**  
shell



Innocence ◆◆●◆



305 x 305 x 2mm  
12" x 12" x 1/16"  
Individual piece size:  
20mm 13/16"

**EW-INNMOS**  
shell



Purity ◆◆●◆




300 x 300 x 2mm  
11 13/16" x 11 13/16" x 1/16"  
Individual piece size:  
15mm 5/8"

**EW-PURMOS**  
shell





Pearl Brickbond EW-PRLMOSBB ↗






Purity EW-PURMOS ↗






305 x 285 x 2mm  
12" x 11 1/4" x 1/16"  
Individual piece size:  
25 x 15mm 9/16" x 1/16"

**EW-WPHERMOS**  
shell





295 x 285 x 2mm  
11 5/8" x 11 1/4" x 1/16"  
Individual piece size:  
15mm 9/16"


**EW-WPHEXMOS**  
shell


305 x 298 x 2mm  
12" x 11 3/4" x 1/16"  
Individual piece size:  
20 x 15mm 13/16" x 9/16"

**EW-WPLOZMOS**  
shell



White Lady GW-WLYMOS ↗

# Iridescent Whites

Banish the lacklustre and bring on the lustrous with iridescence. Enjoy their changing colours under different lighting conditions



↑ Whitney GW-WHIMOS



↑ Ilusion GW-ILSMOS

Ice



300 x 300 x 7-9mm  
11 3/4" x 11 3/4" x 1/4"-3/8"  
Individual piece size:  
23 x 48mm 1 5/16" x 1 7/8"

**GW-ICERRMOS**  
glass/iridescent



Banana Daiquiri



305 x 300 x 6mm  
12" x 11 3/4" x 1/4"  
Individual piece size:  
18 x 48mm 3/4" x 1 7/8"

**GW-BNDMOS**  
glass/iridescent



White Lady



285 x 285 x 6mm  
11 1/4" x 11 1/4" x 1/4"  
Individual piece size:  
19mm 3/4"

**GW-WLYMOS**  
glass/iridescent



Ilusion



300 x 300 x 8mm  
11 13/16" x 11 13/16" x 5/16"  
Individual piece size:  
23mm 7/8"

**GW-ILSMOS**  
glass



Whitney



327 x 327 x 4mm  
12 7/8" x 12 7/8" x 3/16"  
Individual piece size:  
20mm 13/16"

**GW-WHIMOS**  
recycled glass/iridescent



Milk Pearl ◇



327 x 327 x 6mm  
12 7/8" x 12 7/8" x 1/4"  
Individual piece size:  
25mm 1"


**GW-MKPPMOS**  
glass/iridescent/paper faced





Ultimo Shell GW-UMSMOS ↗

## Ultimo Shell



300 x 300 x 9mm  
 11 13/16" x 11 13/16" x 3/8"  
 Individual piece size:  
 48mm 1 7/8"

**GW-UMSMOS**  
 glass iridescent



## Eos



290 x 290 x 8mm  
 11 3/8" x 11 3/8" x 5/16"  
 Individual piece size:  
 30 x 25mm 1 3/16" x 1"

**GW-EOSMOS**  
 glass




## Huascaran



327 x 327 x 4mm  
 12 7/8" x 12 7/8" x 3/16"  
 Individual piece size:  
 20mm 1 3/16"

**GW-HSRMOS**  
 glass/mixed blends





↑ Eos EW-EOSMOS

## Peace



300 x 300 x 8mm  
 11 13/16" x 11 13/16" x 5/16"  
 Individual piece size:  
 23mm 7/8"

**GW-PEAMOS**  
 glass/iridescent



## Taupo Stripe




327 x 327 x 4mm  
 12 7/8" x 12 7/8" x 3/16"  
 Individual piece size:  
 20mm 13/16"

**GW-TPOMOS**  
 glass/mixed blends



## Everest



318 x 318 x 6mm  
 12 1/2" x 12 1/2" x 1/4"  
 Individual piece size:  
 24mm 13/16"

**GW-EVEMOS**  
 glass/iridescent lustre crackle



## Mont Blanc



327 x 327 x 4mm  
 12 7/8" x 12 7/8" x 3/16"  
 Individual piece size:  
 20mm 13/16"

**GW-MBLMOS**  
 glass/iridescent



40

WALLS



# Bright Whites

Crisp and pure whites to pair with other colours – or keep it simple and layer white with white



## Karisimbi



327 x 327 x 4mm  
 12 7/8" x 12 7/8" x 3/16"  
 Individual piece size:  
 20mm 13/16"

**GW-KRMMOS**  
 glass/mixed blends



## Arctic



300 x 300 x 5mm  
 11 3/16" x 11 3/16" x 3/16"  
 Individual piece size:  
 24mm 1"

**GW-ARTMOS**  
 glass



## Arctic Clear Brickbond



300 x 300 x 10mm  
 11 3/16" x 11 3/16" x 3/8"  
 Individual piece size:  
 24 x 48mm 1" x 1 7/8"

**GW-ARTMOSBBC**  
 glass



## Kongur



327 x 327 x 4mm  
 12 7/8" x 12 7/8" x 3/16"  
 Individual piece size:  
 20mm 13/16"

**GW-KNGMOS**  
 recycled glass/matt



## Onya



300 x 300 x 8mm  
 11 3/16" x 11 3/16" x 5/16"  
 Individual piece size:  
 15mm 9/16"

**EW-ONYMOS**  
 glass/mixed/iridescent



42

WALLS



↗ Marmo CS-MMOMOS

# Soft Tones

Hints of creams, beiges and browns gently mixed with white for a softer effect

## Marmo



298 x 298 x 7mm  
11 3/4" x 11 3/4" x 1/4"  
Individual piece size:  
23mm 7/8"

**CS-MMOMOS**  
porcelain





↳ Galiano Silk GW-GLSPMOS



**Rois**



301 x 301 x 8mm  
11 7/8" x 11 7/8" x 5/16"  
Individual piece size:  
15mm 5/8"

**EW-ROIMOS**  
mixed materials



**Galiano Silk**



327 x 327 x 6mm  
12 7/8" x 12 7/8" x 1/4"  
Individual piece size:  
25mm 1"

**GW-GLSPMOS**  
glass/paper faced



**Torcello White ●**



324 x 280 x 5mm  
12 3/4" x 11" x 3/16"  
Individual piece size:  
25mm 3/16"

**GW-TORHEXMOS**  
recycled glass





Barcelona GW-BRCMOS. Shown with Mineral Portland Natural CS747-6030 and CS747-6060 from our Tileworks Collection

# Creamy Whites & Beiges

Introducing warmer shades into the mix, with mosaics made from glass, stone and other materials

Milk Silk ◇



327 x 327 x 6mm  
12 7/8" x 12 7/8" x 1/4"  
Individual piece size:  
25mm 1"

**GW-MKSPMOS**  
glass/paper faced



Lafayette Pearl ◇



327 x 327 x 6mm  
12 7/8" x 12 7/8" x 1/4"  
Individual piece size:  
25mm 1"

**GW-LFPPMOS**  
glass/iridescent/paper faced



Lafayette Silk ◇



327 x 327 x 6mm  
12 7/8" x 12 7/8" x 1/4"  
Individual piece size:  
25mm 1"

**GW-LFSPMOS**  
glass/paper faced



## Harmony




327 x 327 x 4mm  
12 7/8" x 12 7/8" x 3/16"

**GW-HARMOS**  
glass/gold fleck

Individual piece size:  
20mm 1 3/16"



## Golpo



301 x 301 x 8mm  
11 7/8" x 11 7/8" x 5/16"

**EW-GOLMOS**  
mixed materials

Individual piece size:  
15mm 5/8"



## Alluvial ✦



334 x 304 x 8mm  
12" x 13 1/8" x 5/16"

**GW-ALLMOS**  
stone/glass

Individual piece size:  
Mixed



## Exti




301 x 301 x 8mm  
11 7/8" x 11 7/8" x 5/16"

**EW-EXTMOS**  
mixed materials

Individual piece size:  
15mm 5/8"



## Heney Silk ✦



327 x 327 x 6mm  
12 7/8" x 12 7/8" x 1/4"

**GW-HYSPMOS**  
glass/paper faced

Individual piece size:  
25mm 1"



## Barcelona ✦



318 x 318 x 6.6mm  
12 1/2" x 12 1/2" x 5/16"

**GW-BRCMOS**  
glass

Individual piece size:  
15mm 5/8"






↑ Selene GW-SELMOS

# Soft Browns & Mixes

Mosaics come in all shapes and sizes, not just as squares

Use different tile profiles and interesting materials to express your individuality. Explore the palette of soft to warm browns and mixes on this and the following pages to see the wide variety available for any number of styles from earthy organic to urban industrial

## Selene



295 x 280 x 8mm  
11 5/8" x 11" x 5/16"

Individual piece size:  
30 x 25mm 1 3/16" x 1"

**GW-SELMOS**  
glass



## Theia



290 x 290 x 8mm  
11 3/8" x 11 3/8" x 5/16"

Individual piece size:  
30 x 25mm 1 3/16" x 1"

**GW-THIMOS**  
glass



## Morning Sun



298 x 298 x 8mm  
11 13/16" x 11 13/16" x 5/16"

**GW-MORMOS**  
glass/iridescent



## Jai



301 x 301 x 8mm  
11 7/8" x 11 7/8" x 5/16"

Individual piece size:  
15mm 5/8"

**EW-JAIMOS**  
mixed materials



## Latouche Natural ◇



327 x 327 x 6mm  
12 7/8" x 12 7/8" x 1/4"

Individual piece size:  
25mm 1"

**GW-LTNPMOS**  
glass/iridescent/paper faced



## Latouche Silk ◇



327 x 327 x 6mm  
12 7/8" x 12 7/8" x 1/4"

Individual piece size:  
25mm 1"

**GW-LTSPMOS**  
glass/paper faced



## Lombok \*◆



300 x 300 x 8mm  
11 13/16" x 11 13/16" x 5/16"

Individual piece size:  
23mm 7/8"

**GW-LOMMOS**  
mixed materials



## Ceylon ▲



280 x 300 x 6mm  
11" x 11 13/16" x 1/4"

Individual piece size:  
Mixed

**EW-CEYMOS**  
coconut shell



## Postojna



300 x 300 x 8mm  
11 13/16" x 11 13/16" x 5/16"

Individual piece size:  
23mm 7/8"

**EW-POSMOS**  
glass/stone



# Warm Browns & Mixes



↑ Autumn Haze GW-AUTMOS

## Shala



327 x 327 x 4mm  
 12 7/8" x 12 7/8" x 3/16"  
 Individual piece size:  
 20mm 13/16"

**GW-SHLMOS**  
 glass/mixed blends



## Golden Spur



327 x 327 x 4mm  
 12 7/8" x 12 7/8" x 3/16"  
 Individual piece size:  
 20mm 13/16"

**GW-GDSMOS**  
 glass/gold fleck



## Aldo



301 x 301 x 8mm  
 11 7/8" x 11 7/8" x 5/16"  
 Individual piece size:  
 15mm 5/8"

**EW-ALDMOS**  
 mixed materials








↑ Czars Delight



↑ Silurian GW-SILMOS

Serpentine Silk ◇




327 x 327 x 6mm  
12 7/8" x 12 7/8" x 1/4"  
Individual piece size:  
25mm 1"

**GW-SPSPMOS**  
glass/paper faced



Serpentine Natural ◇



327 x 327 x 6mm  
12 7/8" x 12 7/8" x 1/4"  
Individual piece size:  
25mm 1"

**GW-SPNPMOS**  
glass/iridescent/paper faced



Prague ♣

NEW



318 x 318 x 6.6mm  
12 1/2" x 12 1/2" x 5/16"  
Individual piece size:  
15mm 5/8"

**GW-PRGMOS**  
glass



Czars Delight



295 x 295 x 4mm  
11 5/8" x 11 5/8" x 3/16"  
Individual piece size:  
15mm 5/8"

**GW-CZDMOS**  
glass/iridescent



Silurian ♣♣



334 x 304 x 8mm  
12" x 13 1/8" x 5/16"  
Individual piece size:  
Mixed

**GW-SILMOS**  
stone/glass



Autumn Haze



305 x 315 x 3mm  
12" x 12 3/8" x 1/8"  
Individual piece size:  
Mixed

**GW-AUTMOS**  
glass/iridescent



50

WALLS



↑ Divine GW-DIVMOS

### Divine \*




301 x 301 x 8mm  
11 7/8" x 11 7/8" x 5/16"  
Individual piece size:  
15mm 5/8"

**GW-DIVMOS**  
mixed materials



### Hotat



301 x 301 x 8mm  
11 7/8" x 11 7/8" x 5/16"  
Individual piece size:  
15mm 5/8"

**EW-HOTMOS**  
mixed materials



### Elgon



327 x 327 x 4mm  
12 7/8" x 12 7/8" x 3/16"  
Individual piece size:  
20mm 13/16"

**GW-EGNMOS**  
glass/mixed blends





↑ Aura GW-AUAMOS



↑ Sumatra GW-SUMATRA (recess grouted)

### Aura




300 x 300 x 8mm  
11 1/16" x 11 1/16" x 5/16"

**GW-AUAMOS**  
mixed materials

Individual piece size:  
15mm 5/8"



### Chennai



298 x 298 x 8mm  
11 3/4" x 11 3/4" x 5/16"

**EW-CHEMOS**  
mixed materials

Individual piece size:  
23mm 7/8"



### Sumatra \*




300 x 300 x 10-14mm  
11 3/16" x 11 3/16" x 3/8-1/2"

**GW-SUMATRA**  
glass/frosted/pebble

Individual piece size:  
Mixed



### Kolkata




298 x 298 x 8mm  
11 3/4" x 11 3/4" x 5/16"

**EW-KOLMOS**  
mixed materials

Individual piece size:  
23mm 7/8"



### Tanganyika Clear Random Pattern



304 x 304 x 10mm  
12" x 12" x 3/8"

**GW-TGKMOSR**  
glass


Individual piece size:  
Mixed



# Golden Brown & Mixes

Flecks and flashes of reddish golds, bronzes and coppery tones set these mosaics apart as something special

Almoutala




327 x 327 x 4mm  
12 7/8" x 12 7/8" x 3/16"  
Individual piece size:  
20mm 1 3/16"

**GW-ALMMOS**  
glass/gold fleck



Ruby Falls



327 x 327 x 4mm  
12 7/8" x 12 7/8" x 3/16"  
Individual piece size:  
20mm 1 3/16"

**GW-RBYMOS**  
glass/gold fleck



Santa Ana




327 x 327 x 4mm  
12 7/8" x 12 7/8" x 3/16"  
Individual piece size:  
20mm 1 3/16"

**GW-SNTMOS**  
glass/gold fleck



Klondike



327 x 327 x 4mm  
12 7/8" x 12 7/8" x 3/16"  
Individual piece size:  
20mm 1 3/16"

**GW-KLOMOS**  
glass/gold fleck



San Felipe




327 x 327 x 4mm  
12 7/8" x 12 7/8" x 3/16"  
Individual piece size:  
20mm 1 3/16"

**GW-SFPMOS**  
glass/gold fleck



Discovery




327 x 327 x 4mm  
12 7/8" x 12 7/8" x 3/16"  
Individual piece size:  
20mm 1 3/16"

**GW-DSCMOS**  
glass/gold fleck






↑ Cedar Ridge GW-CDRMOS



↑ Emperor GW-EPRMOS

### Emperor



327 x 327 x 4mm  
12 7/8" x 12 7/8" x 3/16"  
Individual piece size:  
20mm 1 3/16"

**GW-EPRMOS**  
glass/gold fleck



### Sierra



327 x 327 x 4mm  
12 7/8" x 12 7/8" x 3/16"  
Individual piece size:  
20mm 1 3/16"

**GW-SRAMOS**  
glass/gold fleck



### Seneca



327 x 327 x 4mm  
12 7/8" x 12 7/8" x 3/16"  
Individual piece size:  
20mm 1 3/16"

**GW-SNCMOS**  
glass/gold fleck



### Cedar Ridge



327 x 327 x 4mm  
12 7/8" x 12 7/8" x 3/16"  
Individual piece size:  
20mm 1 3/16"

**GW-CDRMOS**  
glass/gold fleck





# Warm Pearly Browns

Natural pearl mosaics in tawny shades with understated shine, perfect for an opulent backdrop



← Gold Pearl EW-GLPMOS, see next page for further details and pages 34-35 for more shell mosaics


Grace ◆◆●◆



305 x 305 x 2mm  
12" x 12" x 1/16"  
Individual piece size:  
20mm 1 3/16"

**EW-GRCMOS**  
shell

Mother of Pearl ◆◆●◆



300 x 300 x 2mm  
11 13/16" x 11 13/16" x 1/16"  
Individual piece size:  
15mm 5/8"

**EW-PARMOS**  
shell

Mother of Pearl Light Brickbond ◆◆●◆



318 x 310 x 2mm  
12 1/2" x 12 3/16" x 1/16"  
Individual piece size:  
24 x 15mm 1 5/16" x 9/16"


**EW-MOPLBBMOS**  
shell

Mother of Pearl Dark Brickbond ◆◆●◆




318 x 310 x 2mm  
12 1/2" x 12 3/16" x 1/16"  
Individual piece size:  
24 x 15mm 1 5/16" x 9/16"

**EW-MOPDBBMOS**  
shell



Modesty Shell EW-MDYMOS

### Modesty ◆◆●◆




305 x 305 x 2mm  
12" x 12" x 1/16"  
Individual piece size:  
20mm 1 3/16"

**EW-MDYMOS**  
shell



### Gold Pearl ◆◆●◆



304 x 304 x 2mm  
12" x 12" x 1/16"  
Individual piece size:  
15mm 5/8"

**EW-GPLMOS**  
shell



### Gold Pearl Brickbond ◆◆●◆



318 x 310 x 2mm  
12 1/2" x 12 3/16" x 1/16"  
Individual piece size:  
24 x 15mm 1 9/16" x 9/16"

**EW-GPLBBMOS**  
shell







↖ Mother of Pearl Dark Brickbond EW-MOPDBBMOS (see previous page for further information)

Naga



298 x 260 x 8mm  
 10 1/4" x 11 1/16" x 5/16"  
 Individual piece size:  
 73 x 23mm 2 7/8" x 7/8"

**EW-NGAMOS**  
 mixed materials



Cretaceous ✨



395 x 358 x 8mm  
 15 1/2" x 14 1/8" x 5/16"  
 Individual piece size:  
 Mixed

**GW-CREMOS**  
 stone/glass



Imphal




300 x 300 x 8mm  
 11 3/4" x 11 3/16" x 5/16"  
 Individual piece size:  
 23mm 7/8"

**EW-IMP MOS**  
 mixed materials



Cochin



275 x 292 x 6  
 10 7/8" x 11 1/2" x 1/4"  
 Individual piece size:  
 30 x 25mm 1 3/16" x 1"

**GW-CCHHEX MOS**  
 glass



Kumta




275 x 292 x 6mm  
 10 7/8" x 11 1/2" x 1/4"  
 Individual piece size:  
 30 x 25mm 1 3/16" x 1"

**GW-KMTHEX MOS**  
 glass



Dispur



275 x 292 x 6mm  
 10 7/8" x 11 1/2" x 1/4"  
 Individual piece size:  
 30 x 25mm 1 3/16" x 1"

**GW-DISHEX MOS**  
 glass



## Bronze & Copper

Rich metallics of bronzes and coppers work their magic in kitchens and bathrooms

59

WALLS



60


WALLS





### Orabella \*⊕

NEW



290 x 285 x 8mm  
 11 7/16" x 11 1/4" x 5/16"  
 Individual piece size:  
 19mm 3/4"

**EW-ORAMOS**  
 metal/brushed



### Ottone \*⊕

NEW




298 x 298 x 8mm  
 11 3/4" x 11 3/4" x 5/16"  
 Individual piece size:  
 Mixed

**EW-OTTMOS**  
 metal



### Aurelio \*⊕

NEW



305 x 305 x 7mm  
 12 x 12 x 1/4"

**EW-AURMOS**  
 metal/brushed

Individual piece size:  
 20mm 3/4"



### Alchemy Brick \*⊕



298 x 286 x 8mm  
 11 3/4" x 11 1/4" x 5/16"  
 Individual piece size:  
 98 x 30mm 3 7/8" x 1 3/16"

**EW-ALCACBB**  
 copper



### Alchemy Square \*⊕



305 x 305 x 10mm  
 12" x 12" x 3/8"

**EW-ALCAC20**  
 copper

Individual piece size:  
 20mm 13/16"



Please turn to page 159 for full details of suitability and special notes on individual products

## Ethereal




301 x 301 x 8mm  
 11 7/8" x 11 7/8" x 5/16"  
 Individual piece size:  
 15mm 5/8"

**GW-ETHMOS**  
 mixed materials



## Mandalay \*



301 x 301 x 8mm  
 11 7/8" x 11 7/8" x 5/16"  
 Individual piece size:  
 15mm 5/8"

**GW-MNDMOS**  
 mixed materials



## Zamo \*⊕




300 x 300 x 8mm  
 11 13/16" x 11 13/16" x 5/16"  
 Individual piece size:  
 23mm 7/8"

**GW-ZAMMOS**  
 mixed materials



## Kobushi ♦♦




300 x 300 x 8mm  
 11 3/4" x 11 3/4" x 5/16"  
 Individual piece sizes:  
 15, 23, 48mm 9/16", 7/8", 1 1/8"

**GW-KOBMOS**  
 glass



## Byzantium Bronze ♦♦




294 x 294 x 8mm  
 11 9/16" x 11 9/16" x 5/16"  
 Individual piece size:  
 25mm 1"

**GW-BYZBROMOS**  
 glass



## Byzantium Amber ♦♦



294 x 294 x 8mm  
 11 9/16" x 11 9/16" x 5/16"  
 Individual piece size:  
 25mm 1"

**GW-BYZAMBROS**  
 glass








Desire EW-DESMOS ↗

Opulence ✦




298 x 298 x 8mm  
11 3/4" x 11 3/4" x 5/16"  
Individual piece size:  
23mm 7/8"

**EW-OPUMOS**  
glass







Byzantium Copper ✦✦




294 x 294 x 8mm  
11 7/16" x 11 7/16" x 5/16"  
Individual piece size:  
25mm 1"

**GW-BYZCOPMOS**  
glass








Desire




300 x 300 x 8mm  
11 13/16" x 11 13/16" x 5/16"  
Individual piece size:  
23mm 7/8"

**EW-DESMOS**  
mixed materials







Astral Copper \*▲



270 x 260 x 8mm  
10 5/8" x 10 1/4" x 5/16"  
Individual piece size:

**EW-ASTCPMOS**  
aluminium








Zenith Copper \*




285 x 275 x 2mm  
11 3/4" x 10 7/8" x 1/16"  
Individual piece size:  
50mm 2"

**EW-ZENCPMOS**  
aluminium








Empire \*



312 x 300 x 8mm  
12 1/4" x 11 3/4" x 5/16"  
Individual piece size:  
Mixed

**EW-EMPMOS**  
aluminium






# Gold

Here's a treasure chest of gold, with a sprinkle of mosaics made with the real thing

Can you ever have enough gold? Make a statement by going floor to ceiling or just add a few highlights by using a golden mosaic as a border

## Bullion ♦



300 x 300 x 8mm  
11 13/16" x 11 13/16" x 5/16"


Individual piece size:  
23mm 7/8"

**GW-BULMOS**

glass



## Dawn



295 x 295 x 4mm  
11 5/8" x 11 5/8" x 3/16"

Individual piece size:  
15mm 5/8"

**GW-DWNMOS**

glass



## Orla \*



301 x 301 x 8mm  
11 7/8" x 11 7/8" x 5/16"

Individual piece size:  
15mm 5/8"

**EW-ORLMOS**

mixed materials



## Medina ♦



290 x 305 x 8mm  
11 3/8" x 11 3/8" x 5/16"


Individual piece size:  
20 x 40mm 1 3/16" x 1 5/16"

**GW-MDNMOS**

glass



## Reflection



295 x 295 x 4mm  
11 5/8" x 11 5/8" x 3/16"

Individual piece size:  
15mm 5/8"

**GW-RFLMOS**

glass






↖ Inca Gold 15 EW-INGMOS15



↖ Eastern Light GW-EASMOS


### Byzantium Gem ◆◆





294 x 294 x 8mm  
11 3/16" x 11 3/16" x 5/16"  
Individual piece size:  
25mm 1"  

**GW-BYZGEMMOS**  
glass


### Byzantium Gold ◆◆





294 x 294 x 8mm  
11 3/16" x 11 3/16" x 5/16"  
Individual piece size:  
25mm 1"  

**GW-BYZGLDMOS**  
glass

### Eastern Light ◆





290 x 290 x 5mm  
11 3/16" x 11 3/16" x 3/16"  
Individual piece size:  
15mm 5/8"  

**GW-EASMOS**  
glass

### Inca Gold 15 ◆





300 x 300 x 8mm  
11 13/16" x 11 13/16" x 5/16"  
Individual piece size:  
15mm 5/8"  

**EW-INGMOS15**  
glass


### Inca Gold 23 ◆





300 x 300 x 8mm  
11 13/16" x 11 13/16" x 5/16"  
Individual piece size:  
23mm 7/8"  

**EW-INGMOS23**  
glass

### Vista



310 x 310 x 4mm  
12 3/16" x 12 3/16" x 3/16"  
Individual piece size:  
18mm 1 1/16"  

**GW-VSTMOS**  
glass





↑ Precious GW-PREMOS

### Paparazzi ♦



300 x 300 x 8mm  
 11 13/16" x 11 13/16" x 5/16"  
 Individual piece size:  
 23, 48mm 7/16", 1 7/8"

**GW-PAPMOSR**  
 glass



### Precious ♦



294 x 294 x 8mm  
 11 9/16" x 11 9/16" x 5/16"  
 Individual piece size:  
 25mm 1"

**GW-PREMOS**  
 glass



### Hades



290 x 290 x 8mm  
 11 3/8" x 11 3/8" x 5/16"  
 Individual piece size:  
 30 x 25mm 1 3/16" x 1"

**GW-HADMOS**  
 glass



### Stellar ♦♦




260 x 270 x 8mm  
 10 1/4" x 10 5/8" x 5/16"  
 Individual piece size:  
 30 x 12mm 1 3/16" x 1/2"

**EW-STLMOS**  
 metal/brushed/anodized



### Telstar \*



300 x 300 x 8mm  
 11 13/16" x 11 13/16" x 5/16"  
 Individual piece size:  
 48mm 1 7/8"

**EW-TLSMOS**  
 metal/brushed/anodized






↑ Stellar EW-STLMOS

## Golden Nugget ▲

NEW



300 x 300 x 10-12mm  
11 3/4" x 11 3/4" x 3/8"-3/4"

Individual piece size:  
30mm 1 3/16"

**EW-GNUMOS**  
stone with foil surface



## Minoan ✦

NEW



300 x 300 x 9mm  
11 3/4" x 11 3/4" x 3/8"


Individual piece size:  
48mm 1 7/8"

**EW-MINMOS**  
stone



## Inca ✦

NEW



300 x 300 x 9mm  
11 3/4" x 11 3/4" x 3/8"


Individual piece size:  
48mm 1 7/8"

**EW-INCMOS**  
stone



## Mayan ✦

NEW



300 x 300 x 9mm  
11 3/4" x 11 3/4" x 3/8"

Individual piece size:  
48mm 1 7/8"

**EW-MAYMOS**  
glass





↑ Ares GW-AREMOS, shown with Viano Honed marble EW-VIAH61x31 from our Earthworks Collection

# Shimmer & Sparkle

Lighten up dark corners with light reflecting surfaces

Ares




290 x 290 x 8mm  
11 5/8" x 11 5/8" x 5/16"

Individual piece size:  
30 x 25mm 1 3/16" x 1"

**GW-AREMOS**  
glass



Mists



310 x 310 x 4mm  
12 3/16" x 12 3/16" x 3/16"

Individual piece size:  
18mm 1 1/16"

**GW-MISMOS**  
glass



Shimmer




295 x 295 x 4mm  
11 5/8" x 11 5/8" x 3/16"

Individual piece size:  
15mm 5/8"

**GW-SHMMOS**  
glass



Sphere




295 x 295 x 4mm  
11 5/8" x 11 5/8" x 3/16"

Individual piece size:  
15mm 5/8"

**GW-SPHMOS**  
glass



Breeze




295 x 295 x 4mm  
11 5/8" x 11 5/8" x 3/16"

Individual piece size:  
15mm 5/8"

**GW-BRZMOS**  
glass



Tekari ♦♦



300 x 300 x 8mm  
11 13/16" x 11 13/16" x 5/16"

Individual piece sizes:  
23, 48mm 7/8", 1 7/8"


**GW-TEKMOS**  
glass





↑ Agra GW-AGRMOS

### Shadow




295 x 295 x 4mm  
 11 5/8" x 11 5/8" x 3/16"  
 Individual piece size:  
 15mm 5/8"

**GW-SHDMOS**  
 glass



### Byzantium Platinum ◆◆



294 x 294 x 8mm  
 11 1/16" x 11 1/16" x 5/16"  
 Individual piece size:  
 25mm 1"


**GW-BYZPLAMOS**  
 glass





## Taj

NEW




295 x 295 x 4mm  
11 5/8" x 11 5/8" x 3/16"

GW-TAJMOS

Individual piece size:  
10mm 3/8"



## Agra



298 x 298 x 5mm  
11 3/4" x 11 3/4" x 3/16"


GW-AGRMOS

glass

Individual piece size:  
10mm 3/8"



## Okhotsk (sparkle)



300 x 300 x 5mm  
11 13/16" x 11 13/16" x 3/16"

GW-OKHMOS

glass

Individual piece size:  
24mm 1"



## Panaji

NEW



290 x 275 x 7mm  
11 7/16" x 10 13/16" x 1/4"

GW-PJIHEXMOS

glass

Individual piece size:  
30 x 25mm 1 3/16" x 1"



## Axum

NEW



300 x 300 x 9mm  
11 3/4" x 11 3/4" x 3/8"


GW-AXUMOS

stone

Individual piece size:  
48mm 1 7/8"



↑ Agra GW-AGRMOS, shown with Antique Mirror White tiles GW-ANTWH3010 from our Glassworks Collection



# Metallic & Mirror Effects

If you prefer silver to gold, then this is the section for you – it has it all, from brushed metals to interesting shapes, textures and formats



El Divino (mirror tile) GW-EDIMOS ↗

El Divino ◆



301 x 301 x 8mm  
12" x 12" x 3/16"  
Individual piece size:  
15mm 5/8"

**GW-EDIMOS**  
glass/mirror



Valen \*



300 x 300 x 8mm  
11 13/16" x 11 13/16" x 5/16"  
Individual piece size:  
23mm 7/8"

**GW-VALMOS**  
mixed materials



Torque \*◆




270 x 270 x 8, 10 & 12mm  
10 3/8" x 10 3/8" x 3/16" & 3/8" & 1/2"  
Individual piece size:  
15 x 30mm & 15mm 5/8" x 1 3/16" & 5/8"

**EW-TORMOS**  
metal/brushed



Zenith Silver \*




285 x 275 x 2mm  
11 3/4" x 10 7/8" x 1/16"  
Individual piece size:  
50 mm 2"

**EW-ZENSLMOS**  
aluminium



Astral Silver \*▲




270 x 260 x 8mm  
10 5/8" x 10 1/4" x 5/16"

**EW-ASTSLMOS**  
aluminium



Silver Nugget ▲




300 x 300 x 10-12mm  
11 3/4" x 11 3/4" x 3/8"-3/4"  
Individual piece size:  
30mm 1 3/16"

**EW-SNUMOS**  
stone with foil surface



### Hussar Brushed \*



296 x 296 x 8mm  
11 1/16" x 11 1/16" x 5/16"

Individual piece size:  
23mm 7/8"

**EW-HUSB23**  
metal/brushed



### Battalion Brushed \*



296 x 296 x 8mm  
11 1/16" x 11 1/16" x 5/16"

Individual piece size:  
47mm 1 7/8"

**EW-BATB47**  
metal/brushed



### Lancer Brushed \*



306 x 287 x 8mm  
12 1/16" x 11 5/16" x 5/16"

Individual piece size:  
20 x 30mm 3/4" x 1 1/8"

**EW-LANB2X3**  
metal/brushed



### Cavalier Brushed \*



262 x 262 x 8mm  
10 3/8" x 10 3/8" x 5/16"

Individual piece size:  
Mixed

**EW-CAVBBB**  
metal/brushed



### Cuirassier Brushed Steel \*



292 x 278 x 8mm  
11 1/2" x 10 15/16" x 5/16"

Individual piece size:  
92 x 23mm 3 5/8" x 7/8"

**EW-CURBS**  
metal/brushed



### Highlander Polished & Brushed \*




295 x 295 x 8mm  
11 5/8" x 11 5/8" x 5/16"

Individual piece size:  
48 x 24 & 10mm 1 7/8" x 1 1/16" & 3/8"

**EW-HIGBW**  
metal/brushed & polished



### Lega \*



290 x 290 x 6-9mm  
11 7/16" x 11 7/16" x 1/4"-3/8"

Individual piece size:  
48mm 7/8"


**EW-LEGMOS**  
metal





↑ Artillery Brushed EW-ARTBPR and Fusilier Brushed EW-FUSBS

Silver Link \*




292 x 292 x 8mm  
11 1/2" x 11 1/2" x 5/16"  
Individual piece size:  
20mm 1 3/16"

**EW-SVLMOS**  
aluminium



Artillery Brushed \*



305 x 285 x 5mm  
11 1/4" x 12" x 3/16"  
Individual piece size:  
20mm 3/4"

**EW-ARTBPR**  
metal/brushed



Fusilier Brushed \*



303 x 287 x 8mm  
11 15/16" x 11 5/16" x 5/16"  
Individual piece size:  
25 x 150mm 1 x 5 1/16"

**EW-FUSBS**  
metal/brushed






↑ Jules Verne EW-JUVEP



↑ Fusion Micro EW-FUSMIMOS

Jules Verne \*▲



288 x 288 x 4mm  
11 5/16" x 11 5/16" x 3/16"  
Individual piece size:  
10mm 3/8"

**EW-JUVEP**  
metal/brushed



Fusion Micro \*

NEW



278 x 248 x 8mm  
11" x 9 3/4" x 5/16"

**EW-FUSMIMOS**



Fusion Macro \*

NEW



278 x 248 x 8mm  
11" x 9 3/4" x 5/16"

**EW-FUSMAMOS**  
aluminium



## Shard \*




312 x 300 x 8mm  
12 1/4" x 11 13/16" x 13/16"

**EW-SHRMOS**  
aluminium

Individual piece size:  
MIXED



## Willis \*



312 x 300 x 8mm  
12 1/4" x 11 3/4" x 5/16"

**EW-WILMOS**  
aluminium

Individual piece size:  
Mixed



## Rodio \*



298 x 298 x 8mm  
11 3/4" x 11 3/4" x 5/16"

**EW-RODMOS**  
metal

Individual piece size:  
Mixed



## Singer \*



312 x 300 x 8mm  
12 1/4" x 11 3/4" x 5/16"

**EW-SNGMOS**  
aluminium

Individual piece size:  
Mixed



## Chrysler \*



312 x 300 X 8mm  
12 1/4" x 11 3/4" x 5/16"

**EW-CYSMOS**  
glass/aluminium

Individual piece size:  
Mixed



80

WALLS



↑ Marsabit GW-MRBPAN

## 8 Tile Sets

Versatile panels with artfully graduated tones from dark to light



Likai (8 sheets)



**GW-LIKPAN**  
glass/mixed blends

327 x 327 x 4mm  
12 7/8" x 12 7/8" x 3/16"  
Individual piece size:  
20mm 1 3/16"



Menagai (8 sheets)




**GW-MENPAN**  
glass/mixed blends

327 x 327 x 4mm  
12 7/8" x 12 7/8" x 3/16"  
Individual piece size:  
20mm 1 3/16"



Marsabit (8 sheets)



**GW-MRBPAN**  
glass/mixed blends

327 x 327 x 4mm  
12 7/8" x 12 7/8" x 3/16"  
Individual piece size:  
20mm 1 3/16"






↑ Ming CS-MINMOS, shown with Levantine Ivory travertine EW-LIV60x40 from our Earthworks Collection

# Light Blues & Mixes

There's more than 30 shades of blue in this section

## Ming




298 x 298 x 7mm  
11 3/4" x 11 3/4" x 1/4"  
Individual piece size:  
23mm 7/8"

**CS-MINMOS**  
porcelain



## Phoenicia ♦❖




300 x 300 x 4mm  
11 13/16" x 11 13/16" x 3/16" glass/iridescent/film faced  
Individual piece size:  
15mm 5/8"

**GW-PHOMOS**



## Shoreline




295 x 295 x 4mm  
11 5/8" x 11 5/8" x 3/16"  
Individual piece size:  
15mm 5/8"

**GW-SLNMOS**  
glass





Kinabalu GW-KINMOS ↗



Fantasy GW-FANMOS ↗

Fantasy ❖❖




320 x 320 x 6mm  
12 5/8" x 12 5/8" x 1/4"  
Individual piece size:  
25mm 1"

**GW-FANMOS**

glass/iridescent/film faced



Kinabalu



327 x 327 x 4mm  
12 7/8" x 12 7/8" x 3/16"  
Individual piece size:  
20mm 13/16"

**GW-KINMOS**

glass/mixed blends



Schwan Natural ❖❖



327 x 327 x 6mm  
12 7/8" x 12 7/8" x 1/4"  
Individual piece size:  
25mm 1"

**GW-SCNPMOS**

glass/iridescent/paper faced



Juvela ❖❖



300 x 300 x 4mm  
12" x 12" x 3/16"  
Individual piece size:  
15mm 5/8"

**GW-JUVMOS**

glass/iridescent/film faced



Cascade Silk ❖❖




327 x 327 x 6mm  
12 7/8" x 12 7/8" x 1/4"  
Individual piece size:  
25mm 1"

**GW-CSSPMOS**

glass/paper faced



Cascade Natural ❖❖



327 x 327 x 6mm  
12 7/8" x 12 7/8" x 1/4"  
Individual piece size:  
25mm 1"

**GW-CSNPMOS**

glass/iridescent/paper faced





## John Collins




295 x 295 x 4mm  
11 5/8" x 11 5/8" x 3/16"  
Individual piece size:  
15mm 5/8"

**GW-JNCMOS**  
glass/iridescent



## Blue Heaven



295 x 295 x 4mm  
11 5/8" x 11 5/8" x 3/16"  
Individual piece size:  
15mm 5/8"

**GW-BLHMOS**  
glass/iridescent



## Safira ❖❖



300 x 300 x 4mm  
11 13/16" x 11 13/16" x 3/16" glass/iridescent/film faced  
Individual piece size:  
15mm 5/8"

**GW-SAFMOS**



## Elbert




327 x 327 x 4mm  
12 7/8" x 12 7/8" x 3/16"  
Individual piece size:  
20mm 13/16"

**GW-EBTMOS**  
glass/mixed blends



## Weisshorn




327 x 327 x 4mm  
12 7/8" x 12 7/8" x 3/16"  
Individual piece size:  
20mm 13/16"

**GW-WEIMOS**  
glass/iridescent



## El Dorado



327 x 327 x 4mm  
12 7/8" x 12 7/8" x 3/16"  
Individual piece size:  
20mm 13/16"

**GW-ELDMOS**  
glass/gold fleck





↑ Tranquility GW-TRAMOS

### Tranquility




300 x 300 x 8mm  
 11 13/16" x 11 13/16" x 5/16"  
 Individual piece size:  
 23mm 7/8"

**GW-TRAMOS**  
 glass/iridescent



### Lopeui




327 x 327 x 4mm  
 12 7/8" x 12 7/8" x 3/16"  
 Individual piece size:  
 20mm 13/16"

**GW-LPEMOS**  
 recycled glass/matt



### Fantale




327 x 327 x 4mm  
 12 7/8" x 12 7/8" x 3/16"  
 Individual piece size:  
 20mm 13/16"

**GW-FNTMOS**  
 glass/mixed blends



## Pacific




300 x 300 x 5mm  
 11 13/16" x 11 13/16" x 3/16"  
 Individual piece size:  
 24mm 1"

**GW-PACMOS**  
 glass



## Atlantic




300 x 300 x 5mm  
 11 13/16" x 11 13/16" x 3/16"  
 Individual piece size:  
 24mm 1"

**GW-ATLMOS**  
 glass



## Monte Cristo




327 x 327 x 4mm  
 12 7/8" x 12 7/8" x 3/16"  
 Individual piece size:  
 20mm 13/16"

**GW-MOCMOS**  
 glass/gold fleck



## Moonlight




295 x 295 x 4mm  
 11 5/8" x 11 5/8" x 3/16"  
 Individual piece size:  
 15mm 5/8"

**GW-MLTMOS**  
 glass



## Mauna Kea




327 x 327 x 4mm  
 12 7/8" x 12 7/8" x 3/16"  
 Individual piece size:  
 20mm 13/16"

**GW-MAUMOS**  
 recycled glass/iridescent



## Saratoga



327 x 327 x 4mm  
 12 7/8" x 12 7/8" x 3/16"  
 Individual piece size:  
 20mm 13/16"

**GW-SARMOS**  
 glass/gold fleck



88

WALLS




# Deep Blues

Dive in, these colours are lovely!



Biscay Clear Offset




304 x 304 x 10mm  
12" x 12" x 3/8"  
Individual piece size:  
24mm 1"

**GW-BCYMOFFC**  
glass



Jaipur



275 x 292 x 6mm  
10 7/8" x 11 1/2" x 1/4"  
Individual piece size:  
30 x 25mm 1 3/16" x 1"

**GW-JIPHEXMOS**  
glass



Dappled Sky ◆



305 x 315 x 3mm  
12" x 12 3/8" x 1/8"  
Individual piece size:  
Mixed

**GW-DAPMOS**  
glass/iridescent



Eden



300 x 300 x 8mm  
11 13/16" x 11 13/16" x 5/16"  
Individual piece size:  
23mm 7/8"

**GW-EDEMOS**  
glass



Magalia



327 x 327 x 4mm  
12 7/8" x 12 7/8" x 3/16"  
Individual piece size:  
20mm 13/16"

**GW-MAGMOS**  
glass/gold fleck



Crystal Blue



327 x 327 x 3mm  
12 7/8" x 12 7/8" x 1/8"  
Individual piece size:  
19mm 3/4"

**GW-CRYMOS**  
glass



Crystal Blue CW-CRYMOS ↗

## Soft Blues & Greens

Is it blue, or is it green? As long as you love it and it suits your style, does it really matter?

Volta Clear & Frosted Random Pattern



304 x 304 x 10mm  
12" x 12" x 3/8"  
Individual piece size:  
Mixed

**GW-VTAMOSRM**  
glass



Volta Clear Random Pattern



304 x 304 x 10mm  
12" x 12" x 3/8"  
Individual piece size:  
Mixed

**GW-VTAMOSR**  
glass



Volta Frosted Random Pattern



304 x 304 x 10mm  
12" x 12" x 3/8"  
Individual piece size:  
Mixed

**GW-VTAMOSRF**  
glass



Volta



300 x 300 x 10mm  
11 13/16" x 11 13/16" x 3/8"  
Individual piece size:  
48mm 1 7/8"

**GW-VTAMOS48T**  
glass/tumbled/frosted surface



Volta Clear Brickbond



300 x 300 x 10mm  
11 13/16" x 11 13/16" x 3/8"  
Individual piece size:  
24 x 48mm 1" x 1 7/8"

**GW-VTAMOSBBC**  
glass



Volta Brickbond



304 x 304 x 10mm  
12" x 12" x 3/8"  
Individual piece size:  
24 x 48mm 1" X 1 7/8"

**GW-VTAMOSBBT**  
glass/tumbled/frosted





↳ Batu GW-BATMOS

### Volga Frosted Offset



304 x 304 x 10mm  
12" x 12" x 3/8"  
Individual piece size:  
24mm 1"

**GW-VOLMOSOFF**  
glass/frosted



### Batu \*



300 x 300 x 8mm  
11 13/16" x 11 13/16" x 5/16"  
Individual piece size:  
23mm 7/8"

**GW-BATMOS**  
glass/metal



### Kamet



327 x 327 x 4mm  
12 7/8" x 12 7/8" x 3/16"  
Individual piece size:  
20mm 13/16"

**GW-KAMMOS**  
recycled glass/matt



### Pagai \*



300 x 300 x 8mm  
 11 13/16" x 11 13/16" x 5/16"  
 Individual piece size:  
 23mm 7/8"

**GW-PAGMOS**  
 glass/metal



### Schwan Silk ✧❖



327 x 327 x 6mm  
 11 5/8" x 11 5/8" x 3/16"  
 Individual piece size:  
 25mm 1"

**GW-SCSPMOS**  
 glass/paper faced




### Ripple



295 x 295 x 4mm  
 11 5/8" x 11 5/8" x 3/16"  
 Individual piece size:  
 15mm 5/8"

**GW-RPLMOS**  
 glass



## Powell




304 x 304 x 10mm  
12" x 12" x 3/8"

Individual piece size:  
24mm 1"

**GW-POWMOST**  
glass/tumbled/frosted



## Java




300 x 300 x 5mm  
11 13/16" x 11 13/16" x 3/16"

Individual piece size:  
24mm 1"

**GW-JAVMOS**  
glass



## Ontario




304 x 304 x 10mm  
12" x 12" x 3/8"

Individual piece size:  
24mm 1"

**GW-ONTMOST**  
glass/tumbled/frosted



## Tahoe



304 x 304 x 10mm  
12" x 12" x 3/8"

Individual piece size:  
24mm 1"

**GW-TAHMOS**  
glass/tumbled/frosted



## Oasis




300 x 300 x 8mm  
11 13/16" x 11 13/16" x 5/16"

Individual piece size:  
23mm 7/8"

**GW-OASMOS**  
glass



## Byzantium Treasure ♦♦




301 x 301 x 8mm  
11 7/8" x 11 7/8" x 5/16"

Individual piece size:  
15mm 5/8"

**GW-BYZTREMOS**  
glass



## Solitaire



290 x 206 x 5-10mm  
 11 7/16" x 8 1/8" x 3/16"-3/8"  
 Individual piece size:  
 102 x 10-28mm 4" x 3/8"-1 1/8"

**GW-SLTDLMOS**  
 glass/iridescent



## Beryl




300 x 300 x 7-9mm  
 11 3/4" x 11 3/4" x 1/4"-3/8"  
 Individual piece size:  
 23 x 48mm 1 5/16" x 1 7/8"

**GW-BERRRMOS**  
 glass/iridescent



## Superior Clear Brickbond



300 x 300 x 10mm  
 11 13/16" x 11 13/16" x 3/8"  
 Individual piece size:  
 24 x 48mm 1" x 1 7/8"

**GW-SUPMOSBBC**  
 glass



## Superior Brickbond



304 x 304 x 10mm  
 12" x 12" x 3/8"  
 Individual piece size:  
 24 x 48mm 1" x 1 7/8"

**GW-SUPMOSBBT**  
 glass/tumbled/frosted



## Huron Clear Random Pattern



304 x 304 x 10mm  
 12" x 12" x 3/8"  
 Individual piece size:  
 Mixed

**GW-HURMOSR**  
 glass



## Huron Frosted Random Pattern



304 x 304 x 10mm  
 12" x 12" x 3/8"  
 Individual piece size:  
 Mixed

**GW-HURMOSRF**  
 glass





↑ Spirit GW-SPIMOS

### Spirit ❖❖




320 x 320 x 6mm  
12 5/8" x 12 5/8" x 1/4"  
Individual piece size:  
25mm 1"

**GW-SPIMOS**  
glass/iridescent/film faced



### Superior



304 x 304 x 10mm  
11 13/16" x 11 13/16" x 3/8"  
Individual piece size:  
24mm 1"

**GW-SUPMOST**  
glass/tumbled/frosted



### Superior




300 x 300 x 10mm  
11 13/16" x 11 13/16" x 3/8"  
Individual piece size:  
48mm 1 7/8"

**GW-SUPMOS48T**  
glass/tumbled/frosted surface





### Caribbean




300 x 300 x 5mm  
 11 1/4" x 11 1/4" x 3/16"  
 Individual piece size:  
 24mm 1"

**GW-CARMOS**  
 glass



### Mediterranean




300 x 300 x 5mm  
 11 1/4" x 11 1/4" x 3/16"  
 Individual piece size:  
 24mm 1"

**GW-MEDMOS**  
 glass



↑ Caribbean GW-CARMOS, shown with Mississippi glass tile GW-MSP6030C from our Glassworks Collection

### Muztag




327 x 327 x 4mm  
 12 7/8" x 12 7/8" x 3/16"  
 Individual piece size:  
 20mm 1 3/16"

**GW-MUZMOS**  
 recycled glass/matt



### Hudson Clear Offset



304 x 304 x 10mm  
 12" x 12" x 3/8"  
 Individual piece size:  
 24mm 1"

**GW-HUDMOSOFFC**  
 glass



### Hatteras Clear Offset



304 x 304 x 10mm  
 12" x 12" x 3/8"  
 Individual piece size:  
 24mm 1"

**GW-HATMOSOFFC**  
 glass





### Borneo \*



300 x 300 x 10-14mm  
11 3/16" x 11 3/16" x 3/8-1/2"


**GW-BORNEO**  
glass/frosted/pebble

Individual piece size:  
Mixed



### Medak

NEW



275 x 292 x 6mm  
10 7/8" x 11 1/2" x 1/4"

**GW-MDKHEXMOS**  
glass

Individual piece size:  
30 x 25mm 1 3/16" x 1"



### Chanda

NEW



275 x 292 x 6mm  
10 7/8" x 11 1/2" x 1/4"

**GW-CHNHEXMOS**  
glass

Individual piece size:  
30 x 25mm 1 3/16" x 1"



### Evening Glow ◆




305 x 315 x 3mm  
12" x 12 3/8" x 1/8"

Individual piece size:  
Mixed

**GW-EVGMOS**  
glass/iridescent



### Sadiola




327 x 327 x 4mm  
12 7/8" x 12 7/8" x 3/16"

Individual piece size:  
20mm 1 3/16"

**GW-SADMOS**  
glass/gold fleck



### Illampu



327 x 327 x 4mm  
12 7/8" x 12 7/8" x 3/16"

Individual piece size:  
20mm 1 3/16"

**GW-ILPMOS**  
glass/mixed blends



### Jalapa ◆◆



300 x 300 x 4mm


11 13/16" x 11 13/16" x 3/16" glass/iridescent/film faced

Individual piece size:  
15mm 5/8"

**GW-JALMOS**



### Komati




327 x 327 x 4mm  
12 7/8" x 12 7/8" x 3/16"

Individual piece size:  
20mm 1 3/16"

**GW-KOMMOS**



### Sequoia



327 x 327 x 4mm  
12 7/8" x 12 7/8" x 3/16"

Individual piece size:  
20mm 1 3/16"

**GW-SEQMOS**



### Kohar ◆◆



300 x 300 x 4mm


11 13/16" x 11 13/16" x 3/16" glass/iridescent/film faced

Individual piece size:  
15mm 5/8"

**GW-KOHMOS**



### Chad



300 x 300 x 10mm  
11 13/16" x 11 13/16" x 3/8"

Individual piece size:  
48mm 1 7/8"

**GW-CHAMOS48T**



### Victoria Clear Brickbond



300 x 300 x 10mm  
11 13/16" x 11 13/16" x 3/8"

Individual piece size:  
24 x 48mm 1" x 1 7/8"

**GW-VCTMOSBBC**





Sadiola GW-SADMOS ↗

### Victoria Brickbond



304 x 304 x 10mm  
12" x 12" x 3/8"

Individual piece size:  
24 x 48mm 1" x 1 7/8"

**GW-VCTMOSBBT**  
glass/tumbled/frosted



### Chesapeake Clear Offset



304 x 304 x 10mm  
12" x 12" x 3/8"

Individual piece size:  
24mm 1"

**GW-CHEMOSOFFC**  
glass



### Manitoba



304 x 304 x 10mm  
12" x 12" x 3/8"

Individual piece size:  
24mm 1"

**GW-MANMOST**  
glass/tumbled/frosted




100

WALLS

# Oranges & Lemons

Get sunny side up and  
turn up the brightness  
levels to maximum

## Harvey Wallbanger



295 x 295 x 4mm  
11 5/8" x 11 5/8" x 3/16"  
Individual piece size:  
15mm 5/8"

**GW-HVWMOS**  
glass/iridescent



## Sunset Special




295 x 295 x 4mm  
11 13/16" x 11 13/16" x 3/16"  
Individual piece size:  
15mm 5/8"

**GW-SNSMOS**  
glass/iridescent



## Seram




300 x 300 x 5mm  
11 13/16" x 11 3/16" x 3/16"  
Individual piece size:  
24mm 1"

**GW-SRMMOS**  
glass



## Etna




327 x 327 x 4mm  
12 7/8" x 12 7/8" x 3/16"  
Individual piece size:  
20mm 13/16"

**GW-ETNMOS**  
glass/iridescent



## Serene ♦♦



320 x 320 x 6mm  
12 5/8" x 12 5/8" x 1/4"  
Individual piece size:  
25mm 1"

**GW-SERMOS**  
glass/iridescent/film faced



## Chi ♦♦



320 x 320 x 6mm  
12 5/8" x 12 5/8" x 1/4"  
Individual piece size:  
25mm 1"

**GW-CHIMOS**  
glass/iridescent/film faced



## Genie ♦♦



320 x 320 x 6mm  
12 5/8" x 12 5/8" x 1/4"  
Individual piece size:  
25mm 1"


**GW-GENMOS**  
glass/iridescent/film faced





↑ Zao GW-ZAOMOS

Tequila Sunrise




295 x 295 x 4mm  
 11 5/8" x 11 5/8" x 3/16"  
 Individual piece size:  
 15mm 5/8"

**GW-TQSMOS**  
 glass/iridescent




Zao ❖❖



300 x 300 x 8mm  
 11 13/16" x 11 13/16" x 5/16"  
 Individual piece size:  
 23, 48mm 7/8", 1 7/8"

**GW-ZAOMOS**  
 glass





# 104

WALLS

## Red


The colour of creativity, good fortune and of passion, and it's best used with confidence





Kara GW-KARMOS ↗

## Velvet Bloom



295 x 295 x 4mm  
 11 5/8" x 11 5/8" x 3/16"  
 Individual piece size:  
 15mm 5/8"

**GW-VTBMOS**  
 glass



## Utopia ✧❖




320 x 320 x 6mm  
 12 5/8" x 12 5/8" x 1/4"  
 Individual piece size:  
 25mm 1"

**GW-UTOMOS**  
 glass/iridescent/film faced



## Kara




300 x 300 x 5mm  
 11 13/16" x 11 13/16" x 3/16"  
 Individual piece size:  
 24mm 1"

**GW-KARMOS**  
 glass



## Jordan Clear Offset




304 x 304 x 10mm  
 12" x 12" x 3/8"  
 Individual piece size:  
 24mm 1"

**GW-JORMOSOFFC**  
 glass



## Morij




300 x 300 x 8mm  
 11 13/16" x 11 13/16" x 5/16"  
 Individual piece size:  
 15mm 5/8"

**EW-MRJMOS**  
 glass/mixed/iridescent



## Lust




300 x 300 x 8mm  
 11 13/16" x 11 13/16" x 5/16"  
 Individual piece size:  
 23mm 7/8"

**EW-LUSMOS**  
 mixed materials



## Singapore Sling



285 x 285 x 6mm  
 11 1/4" x 11 1/4" x 1/4"  
 Individual piece size:  
 19mm 3/4"

**GW-SISMOS**  
 glass/iridescent



## Bijou




300 x 300 x 4mm  
 11 13/16" x 11 13/16" x 3/16"  
 Individual piece size:  
 15mm 5/8"

**GW-BIJMOS**  
 glass/iridescent/film faced



## Ashanti




327 x 327 x 4mm  
 12 7/8" x 12 7/8" x 3/16"  
 Individual piece size:  
 20mm 13/16"

**GW-ASHMOS**  
 glass/gold fleck



## Ligurian




300 x 300 x 5mm  
 11 13/16" x 11 13/16" x 3/16"  
 Individual piece size:  
 24mm 1"

**GW-LIGMOS**  
 glass



## Napoli Clear Offset



304 x 304 x 10mm  
 12" x 12" x 3/8"  
 Individual piece size:  
 24mm 1"

**GW-NAPMOSOFFC**  
 glass



## Donegal Clear Offset



304 x 304 x 10mm  
 12" x 12" x 3/8"  
 Individual piece size:  
 24mm 1"

**GW-DONMOSOFFC**  
 glass



## Athabasca



304 x 304 x 10mm  
 12" x 12" x 3/8"  
 Individual piece size:  
 24mm 1"

**GW-ATHMOST**  
 glass/tumbled/frosted



107


WALLS





# Iridescent Pinks & Mixes

More iridescence, with pinks and  
lilacs providing the light show



St Elias GW-STEMOS


## Helmi ❖❖



300 x 300 x 4mm  
11 13/16" x 11 13/16" x 3/16" glass/iridescent/film faced  
Individual piece size:  
15mm 5/8"



## St Elias



327 x 327 x 4mm  
12 7/8" x 12 7/8" x 3/16" recycled glass/iridescent  
Individual piece size:  
20mm 1 3/16"



## Margarita




295 x 295 x 4mm  
11 5/8" x 11 5/8" x 3/16"  
Individual piece size:  
15mm 5/8"

**GW-MGRMOS**  
glass/iridescent



## Pink Panther



295 x 295 x 4mm  
11 5/8" x 11 5/8" x 3/16"  
Individual piece size:  
15mm 5/8"

**GW-PPAMOS**  
glass/iridescent



## Garibaldi



327 x 327 x 4mm  
12 7/8" x 12 7/8" x 3/16"  
Individual piece size:  
20mm 1 3/16"


**GW-GRBMOS**  
glass/mixed blends





Frankincense GW-BYZFRAMOS

### Cotopaxi




327 x 327 x 4mm  
 12 7/8" x 12 7/8" x 3/16"  
 Individual piece size:  
 20mm 13/16"

**GW-COTMOS**  
 recycled glass/iridescent



### Katinka




295 x 295 x 4mm  
 11 5/8" x 11 5/8" x 3/16"  
 Individual piece size:  
 15mm 5/8"

**GW-KTKMOS**  
 glass/iridescent



### Byzantium Frankincense ♦♦



294 x 294 x 8mm  
 11 9/16" x 11 9/16" x 5/16"  
 Individual piece size:  
 25mm 1"

**GW-BYZFRAMOS**  
 glass



## Toubkal




327 x 327 x 4mm  
12 7/8" x 12 7/8" x 3/16"

**GW-TKLMOS**  
glass/mixed blends

Individual piece size:  
20mm 13/16"



## Butajira



327 x 327 x 4mm  
12 7/8" x 12 7/8" x 3/16"

**GW-BTJMOS**  
glass/mixed blends

Individual piece size:  
20mm 13/16"



## Morning Dew ◆



305 x 315 x 3mm  
12" x 12 3/8" x 1/8"

**GW-MRDMOS**  
glass/iridescent

Individual piece size:  
Mixed



↑ Morning Dew GW-MRDMOS

112

WALLS








↑ Coral GW-CRLMOS

## Coral




300 x 300 x 5mm  
 11 13/16" x 11 13/16" x 3/16"  
 Individual piece size:  
 24mm 1"

**GW-CRLMOS**  
 glass



## Paragon

NEW



290 x 206 x 5-10mm  
 11 7/16" x 8 1/8" x 3/16"-3/8"  
 Individual piece size:  
 102 x 10-28mm 4" x 3/8"-1 1/8"

**GW-PARDLMOS**  
 glass/iridescent



## Actamira



300 x 300 x 8mm  
 11 13/16" x 11 13/16" x 5/16"  
 Individual piece size:  
 23mm 7/8"

**EW-ACTMOS**  
 glass/stone



## Surprise




295 x 295 x 4mm  
 11 5/8" x 11 5/8" x 3/16"  
 Individual piece size:  
 15mm 5/8"

**GW-SPRMOS**  
 glass



## WALLS

### Serene




300 x 300 x 8mm  
 11 13/16" x 11 13/16" x 5/16"  
 Individual piece size:  
 23mm 7/8"

**GW-SREMOS**  
 glass/iridescent



### Eiger




327 x 327 x 4mm  
 12 7/8" x 12 7/8" x 3/16"  
 Individual piece size:  
 20mm 13/16"

**GW-EIGMOS**  
 glass/iridescent



### Dream ❖❖



320 x 320 x 6mm  
 12 5/8" x 12 5/8" x 1/4"  
 Individual piece size:  
 25mm 1"

**GW-DREMOS**  
 glass/iridescent/film faced



### Karma




300 x 300 x 8mm  
 11 13/16" x 11 13/16" x 5/16"  
 Individual piece size:  
 23mm 7/8"

**GW-KRAMOS**  
 glass/iridescent



### Chakra



300 x 300 x 8mm  
 11 13/16" x 11 13/16" x 5/16"  
 Individual piece size:  
 23mm 7/8"

**GW-CHAMOS**  
 glass/iridescent



↑ Serene GW-SREMOS



↑ Obsession EW-OBSMOS

### Nirvana




300 x 300 x 8mm  
11 13/16" x 11 13/16" x 5/16"  
Individual piece size:  
23mm 7/8"

**GW-NIRMOS**  
glass/iridescent



### Mellow ✦



300 x 300 x 8mm  
11 13/16" x 11 13/16" x 5/16"  
Individual piece size:  
23mm 7/8"

**GW-MELMOS**  
glass/iridescent



### Splendour




301 x 301 x 8mm  
11 13/16" x 11 13/16" x 5/16"  
Individual piece size:  
15mm 5/8"

**GW-SPLMOS**  
mixed materials



### Obsession




300 x 300 x 8mm  
11 13/16" x 11 13/16" x 5/16"  
Individual piece size:

**EW-OBSMOS**  
mixed materials



### Amnesia




300 x 300 x 8mm  
11 13/16" x 11 13/16" x 5/16"  
Individual piece size:  
23mm 7/8"

**GW-AMNMOS**  
glass



### Byzantium Jewel ◆◆



301 x 301 x 8mm  
11 7/8" x 11 7/8" x 5/16"  
Individual piece size:  
15mm 5/8"


**GW-BYZJEWMO**  
glass



## Greys & Mixes

Poised midway between white and black, grey is such a versatile and useful colour for interiors

Baring



300 x 300 x 5mm  
11 13/16" x 11 13/16" x 3/16"  
Individual piece size:  
24mm 1"

**GW-BARMOS**  
glass



Chumu



301 x 301 x 8mm  
11 7/8" x 11 7/8" x 5/16"  
Individual piece size:  
15mm 5/8"

**EW-CHUMOS**  
mixed materials



Shanir



301 x 301 x 8mm  
11 7/8" x 11 7/8" x 5/16"  
Individual piece size:  
15mm 5/8"

**EW-SHAMOS**  
mixed materials



Pamplona




300 x 300 x 8mm  
11 13/16" x 11 13/16" x 5/16"  
Individual piece size:  
15mm 5/8"

**GW-PAMMOS**  
mixed materials



Spectre ♦❖



320 x 320 x 6mm  
12 5/8" x 12 5/8" x 1/4"  
Individual piece size:  
25mm 1"

**GW-SPEMOS**  
glass/iridescent/film faced



Carinthia \*



300 x 300 x 8mm  
11 13/16" x 11 13/16" x 5/16"  
Individual piece size:  
15mm 5/8"

**GW-CRAMOS**  
mixed materials






Spectre GW-SPEMOS ↗

Jäger

NEW




290 x 206 x 5-10mm  
11 7/16" x 8 1/8" x 3/16"-3/8"  
Individual piece size:  
102 x 10-28mm 4" x 3/8"-1 1/8"

**GW-JAGDLMOS**  
Glass/iridescent



Zircon

NEW



300 x 300 x 7-9mm  
11 13/16" x 11 13/16" x 1/4"-3/8"  
Individual piece size:  
23 x 48mm 1 9/16" x 1 7/8"

**GW-ZIRRRMOS**  
Glass/iridescent



Murano Grey ●

NEW



324 x 280 x 5mm  
12 3/4" x 11" x 3/16"  
Individual piece size:  
25 x 5mm 1" x 3/16"

**GW-MRNHEXMOS**  
recycled glass



Please turn to page 159 for full details of suitability and special notes on individual products

## Silvermoon Silk ❖❖




327 x 327 x 6mm  
12 7/8" x 12 7/8" x 1/4"  
Individual piece size:  
25mm 1"

**GW-SLSPMOS**  
glass/paper faced



## Silvermoon Pearl ❖❖




327 x 327 x 6mm  
12 7/8" x 12 7/8" x 1/4"  
Individual piece size:  
25mm 1"

**GW-SLPPMOS**  
glass/iridescent/paper faced



## Mogao



300 x 300 x 8mm  
11 13/16" x 11 13/16" x 5/16"  
Individual piece size:  
23mm 7/8"

**EW-MOGMOS**  
glass/stone



## Amar



301 x 301 x 8mm  
11 7/8" x 11 7/8" x 5/16"  
Individual piece size:  
15mm 5/8"

**EW-AMAMOS**  
mixed materials



## Guyot Silk ❖❖



327 x 327 x 6mm  
12 7/8" x 12 7/8" x 1/4"  
Individual piece size:  
25mm 1"

**GW-GYSPMOS**  
glass/paper faced



## Guyot Natural ❖❖



327 x 327 x 6mm  
12 7/8" x 12 7/8" x 1/4"  
Individual piece size:  
25mm 1"

**GW-GYNPMOS**  
glass/iridescent/paper faced



## Viedo \*



300 x 300 x 8mm  
11 13/16" x 11 13/16" x 5/16"  
Individual piece size:  
15mm 5/8"

**GW-VIEMOS**  
mixed materials



## Lial



301 x 301 x 8mm  
11 7/8" x 11 7/8" x 5/16"  
Individual piece size:  
15mm 5/8"

**EW-LIAMOS**  
mixed materials



## Leso \*



301 x 301 x 8mm  
11 7/8" x 11 7/8" x 5/16"  
Individual piece size:  
15mm 5/8"

**EW-LESMOS**  
mixed materials





Guyot Silk GW-GYSPMOS ↗

**Rena \***



300 x 300 x 8mm  
 11 13/16" x 11 13/16" x 5/16"  
 Individual piece size:  
 15mm 5/8"

**GW-RENMOS**  
 mixed materials



**Kandahar \***



301 x 301 x 8mm  
 11 7/8" x 11 7/8" x 5/16"  
 Individual piece size:  
 15mm 5/8"

**GW-KANMOS**  
 mixed materials



**Basu**



300 x 300 x 8mm  
 11 13/16" x 11 13/16" x 5/16"  
 Individual piece size:

**EW-BASMOS**  
 glass/mixed/iridescent






# Dark to Black


Mosaics in deep dark hues that  
move towards pure black





↑ Rakaposhi GW-RAKMOS

## Khois




300 x 300 x 8mm  
11 13/16" x 11 13/16" x 5/16"

Individual piece size:

**EW-KHOMOS**  
glass/mixed/iridescent



## Rakaposhi ❖



318 x 318 x 6mm  
12 1/2" x 12 1/2" x 1/4"


Individual piece size:

24mm 1"

**GW-RAKMOS**  
glass/iridescent lustre crackle



## Rakoram ❖❖



300 x 300 x 8mm  
11 13/16" x 11 13/16" x 5/16"

Individual piece size:

15mm 5/8"

**GW-RKOMOS**  
mixed materials



## Winnipeg



304 x 304 x 10mm  
12" x 12" x 3/8"

Individual piece size:  
24mm 1"

**GW-WINMOST**  
glass/tumbled/frosted



## Tousside



327 x 327 x 4mm  
12 7/8" x 12 7/8" x 3/16"

Individual piece size:  
20mm 13/16"

**GW-TSSMOS**  
glass/mixed blends



## Amboseli




298 x 260 x 8mm  
10 1/4" x 11 1/16" x 5/16"

Individual piece size:  
73 x 23mm 2 7/8" x 7/8"

**EW-ABSMOS**  
mixed materials



## Maasai Mara



300 x 300 x 8mm  
11 13/16" x 11 13/16" x 5/16"

Individual piece size:  
23mm 7/8"

**EW-MAAMOS**  
mixed materials



## Pradesh



300 x 300 x 8mm  
11 13/16" x 11 13/16" x 5/16"

Individual piece size:  
23mm 7/8"

**GW-PRAMOS**  
mixed materials



## Labrador



300 x 300 x 5mm  
11 13/16" x 11 13/16" x 3/16"

Individual piece size:  
24mm 1"

**GW-LABMOS**  
glass





Flores GW-FLORES ↗

### Beaufort




300 x 300 x 5mm  
11 13/16" x 11 13/16" x 3/16"

**GW-BEAMOS**  
glass

Individual piece size:  
24mm 1"



### Horizon



298 x 298 x 8mm  
11 13/16" x 11 13/16" x 5/16"

**GW-HORMOS**  
glass/iridescent

Individual piece size:



### Flores \*



300 x 300 x 10-14mm  
11 13/16" x 11 13/16" x 3/8-1/2"

**GW-FLORES**  
glass/frosted/pebble

Individual piece size:  
Mixed



## WALLS

### Angami



298 x 260 x 8mm  
 10 1/4" x 11 1/16" x 5/16"  
 Individual piece size:  
 73 x 23mm 2 7/8" x 7/8"

**EW-AGMMOS**  
 mixed materials



### Byzantium Myrrh ◆◆




294 x 294 x 8mm  
 11 9/16" x 11 9/16" x 5/16"  
 Individual piece size:  
 25mm 1"

**GW-BYZMYRMOS**  
 glass



↑ Byzantium Myrrh GW-BYZMYRMOS

### Ferro Black Hexagon \*




276 x 286 x 8mm  
 10 3/4" x 11 1/4" x 5/16"  
 Individual piece size:  
 30mm 1 5/16"

**EW-FERMOS**  
 metal



### Kerala




275 x 292 x 6mm  
 10 7/8" x 11 1/2" x 1/4"  
 Individual piece size:  
 30 x 25mm 1 3/16" x 1"

**GW-KERHEXMOS**  
 glass



### Black Link \*




292 x 292 x 8mm  
 11 1/2" x 11 1/2" x 5/16"  
 Individual piece size:  
 20mm 1 3/16"

**EW-BKLMOS**  
 aluminium



Poona



275 x 292 x 6mm  
10 7/8" x 11 1/2" x 1/4"

**GW-PNAHEXMOS**  
glass

Individual piece size:  
30 x 25mm 1 3/16" x 1"



Cuirassier Brushed Black \*



292 x 278 x 8mm  
11 1/2" x 10 15/16" x 5/16"

**EW-CURBB**  
metal/brushed

Individual piece size:  
92 x 23mm 3 5/8" x 1 5/16"



Patna \*



300 x 300 x 9mm  
11 13/16" x 11 13/16" x 3/8"

**GW-PATMOS**  
glass/stone/metal

Individual piece size:  
23mm 1 5/16"



↖ Patna GW-PATMOS

Raipur \*



300 x 300 x 9mm  
11 13/16" x 11 13/16" x 3/8"

**GW-RAIMOS**  
glass/stone/metal

Individual piece size:  
23mm 1 5/16"



Kauali \*



295 x 295 x 8mm  
11 19/16" x 11 19/16" x 5/16"

**EW-KAUBBMOS**  
glass/stone/metal

Individual piece size:  
25 x 12mm 1" x 1/2"




# 126

WALLS



## Jungfrau




327 x 305 x 4mm  
12 7/8" x 12" x 3/16"

**GW-JUNBB**  
glass/iridescent

Individual piece size:  
20 x 42mm 13/16" x 1 9/16"



## Jungfrau



327 x 327 x 4mm  
12 7/8" x 12 7/8" x 3/16"

**GW-JUNMOS**  
glass/iridescent

Individual piece size:  
20mm 13/16"



↑ Pacha GW-PCHMOS

## Dias \*




301 x 301 x 8mm  
11 7/8" x 11 7/8" x 5/16"

**EW-DASMOS**  
mixed materials

Individual piece size:  
15mm 5/8"



## Pacha




300 x 300 x 8mm  
11 13/16" x 11 13/16" x 5/16"

**GW-PCHMOS**  
glass

Individual piece size:  
23mm 7/8"



## Vatukoula

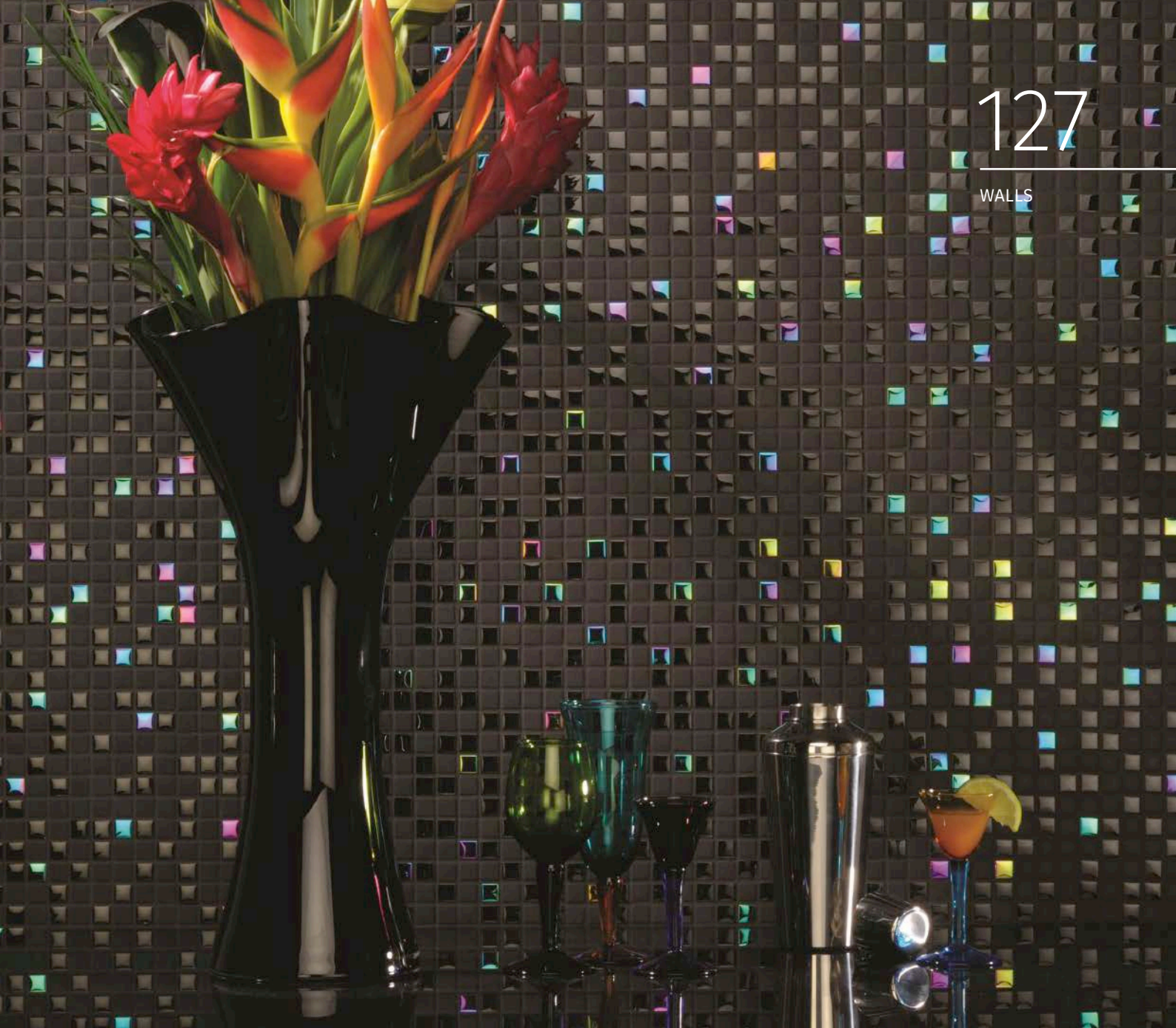


327 x 327 x 4mm  
12 7/8" x 12 7/8" x 3/16"

**GW-VGMMOS**  
glass/gold fleck


Individual piece size:  
20mm 13/16"





↑ Dias EW-DASMOS

### Smokey Ridge




327 x 327 x 4mm  
12 7/8" x 12 7/8" x 3/16"  
Individual piece size:  
20mm 13/16"

**GW-SKRMOS**  
glass/gold fleck



### Mambo




327 x 327 x 4mm  
12 7/8" x 12 7/8" x 3/16"  
Individual piece size:  
15mm 5/8"

**GW-MAMMOS**  
glass



### Indus Clear Offset



304 x 304 x 10mm  
12" x 12" x 3/8"  
Individual piece size:  
24mm 1"

**GW-INDMOSOFFC**  
glass




## Patterns

Introduce some patchwork or pattern into your décor, choose from delicate florals to abstract art



↑ Sukai GW-SUKMOS

Caspar ●



324 x 280 x 5mm  
12 3/4" x 11" x 3/16"  
Individual piece size:  
25mm 1"

**GW-CASHEXMOS**  
recycled glass



Bohemia ●



300 x 300 x 6mm  
11 3/4" x 11 3/4" x 1/4"  
Individual piece size:  
48mm 1 7/8"

**GW-BOHMOS**  
recycled glass



Venetia ●



300 x 300 x 6mm  
11 3/4" x 11 3/4" x 1/4"  
Individual piece size:  
48mm 1 7/8"

**GW-VNTMOS**  
recycled glass



Savoy ●




324 x 280 x 5mm  
12 3/4" x 11" x 3/16"  
Individual piece size:  
25 x 5 1" x 3/16"

**GW-SAVHEXMOS**  
recycled glass



Herald ✦



300 x 300 x 10mm  
11 13/16" x 11 13/16" x 3/8"

**EW-HERMOS**  
marble



Tuwana \*



300 x 300 x 9mm  
11 3/4" x 11 3/4" x 3/8"  
Individual piece size:  
Mixed

**EW-TUWMOS**  
stone/metal glass







Bihar GW-BIHOS ↗

### Sukai ♦♦



300 x 300 x 8mm  
11 13/16" x 11 13/16" x 5/16"

**GW-SUKMOS**  
glass

Individual piece size:  
48mm 1 7/8"



### Bihar \*



300 x 300 x 8mm  
11 13/16" x 11 13/16" x 5/16"

**GW-BIHOS**  
glass/stone/metal

Individual piece size:



### Aztec ♦

NEW



300 x 300 x 9mm  
11 3/4" x 11 3/4" x 3/8"

**EW-AZTMOS**  
stone

Individual piece size:  
48mm 1 7/8"



130

FLOORS





↑ Moonbeam Penny Round CS-PRMOON, shown with Brilliant White Field Tiles A9000 and Skirting A9903 from our Artworks Collection

# FLOORS

These mosaics made from porcelain have been designed specifically for flooring (*although they are all suitable for walls as well*)




Octagon and Dot Blue OCTDOTBL



Classic Octagon and Dot CS-OCTDOT. Shown with Jet Black Skirting N9903 and Large Brick tiles N9030 from our Artworks Collection

### Moonbeam Penny Round




292 x 310 x 6mm  
 11 1/2" x 12 1/4" x 1/4"  
 Individual piece size:  
 14mm 1/2"

**CS-PRMOON**  
 porcelain



### Basketweave




297 x 297 x 6mm  
 11 11/16" x 11 11/16" x 1/4"

**CS-BSKMOS**  
 porcelain

Individual piece size:  
 48 x 24 & 10mm 1 7/8" x 1 5/16" & 3/8"



### Octagon and Dot Blue



295 x 295 x 6mm  
 11 5/8" x 11 5/8" x 1/4"  
 Individual piece size:  
 50mm 2"

**CS-OCTDOTBL**  
 porcelain/glazed



### Classic Octagon and Dot



292 x 292 x 6mm  
 11 1/2" x 11 1/2" x 1/4"

**CS-OCTDOT**  
 porcelain

Individual piece size:  
 23 & 55mm 1 9/16" x 2 1/4"





Large White Honeycomb CS-HNYWHTLG, shown with Mint Brick Tiles W.VMI2100 ↗  
from our Cosmopolitan Winchester Tile Company Collection

### White Honeycomb



297 x 257 x 6mm  
10 1/8" x 11 3/4" x 1/4"  
Individual piece size:  
22mm 7/8"

**CS-HNYCOMW**  
porcelain



### Black and White Honeycomb




297 x 257 x 6mm  
11 3/4" x 10 1/8" x 1/4"  
Individual piece size:  
22mm 7/8"

**CS-HNYCOMWB**  
porcelain



### White Large Hexagon



268 x 279 x 6mm  
10 5/8" x 11" x 1/4"  
Individual piece size:  
51mm 2"

**CS-HNYWHTLG**  
porcelain/glazed



### Black Large Hexagon



268 x 279 x 6mm  
10 5/8" x 11 1/16" x 1/4"  
Individual piece size:  
51mm 2"


**CS-HNYBLKLG**  
porcelain/glazed



134


FLOORS





↑ Ibiza CS-IBIMOS, shown with Mineral Portland Structured porcelain tiles CS748-6030 from our Tileworks Collection

## Ardes



295 x 295 x 7mm  
11 5/8" x 11 5/8" x 1/4"  
Individual piece size:  
47mm 1 7/8"

**CS-ARDMOS**  
porcelain



## Ibiza

NEW



306 x 306 x 8mm  
12" x 12" x 5/16"  
Individual piece size:  
15mm 5/8"

**CS-IBIMOS**  
porcelain/unglazed









↑ Neve Linear EW-NEVMOS, see next page for further information

# STONE

Mosaics made from this natural material range from pale polished marbles through to tumbled travertines



↑ Bianco EW-VMBIANCO, shown with Sorrento EW-SOR40x20 from our Earthworks Collection

## Bianco 1.0 ❖❖



305 x 305 x 10mm  
12" x 12" x 3/8"

Individual piece size:  
10mm 3/8"

marble/tumbled



## Neve Linear ▲❖



300 x 295 x 12mm  
11 13/16" x 11 5/8" x 1/2"

Individual piece size:  
86 x 15mm 3 3/16" x 5/8"

EW-NEVMOS  
stone



## Torus Silver ▲❖▲



265 x 264 x 12mm  
10 1/2" x 10" x 1/2"

EW-TORSLMOS  
polished marble



## Origin Grey ▲❖▲




300 x 300 x 15mm  
11 3/4" x 11 3/4" x 5/8"

Individual piece size:  
50mm 2"

EW-ORGRMOS  
honed marble



## Nimbus Basketweave ❖



305 x 305 x 10mm  
12" x 12" x 3/8"

Individual piece size:  
Mixed

EW-NIMMOS  
stone



## Stratus Basket Weave ❖❖



274 x 274 x 10mm  
12 13/16" x 12 13/16" x 3/8"

Individual piece size:  
Mixed

EW-STRMOS  
stone





↑ Grisaille EW-VMGRIG1

## Grisaille 1.0 ❖❖



305 x 305 x 10mm  
12" x 12" x 3/8"

Individual piece size:  
10mm 3/8"

**EW-VMGRIG1**  
marble/tumbled



## Cumulus ❖

NEW



303 x 296 x 8mm  
11 15/16" x 11 5/8" x 5/16"

Individual piece size:  
48mm 1 7/8"

**EW-CMUMOS**  
stone



## Nares Hexagon ❖

NEW



300 x 260 x 8mm  
11 13/16" x 10 1/4" x 5/16"


Individual piece size:  
48mm 1 7/8"

**EW-NARXHMOS**  
marble



## Nares Brick Bond ❖

NEW



305 x 305 x 8mm  
12" x 12" x 5/16"

Individual piece size:  
48 x 14mm 1 7/8" x 9/16"

**EW-NARBBMOS**  
marble



## Nares Running Brick ❖

NEW



305 x 305 x 8mm  
12" x 12" x 5/16"

Individual piece size:  
48 x 14mm 1 7/8" x 9/16"

**EW-NARRBMOS**  
marble



## Delta White ❖❖

NEW



280 x 270 x (7-12)mm  
11" x 10 5/8" x (1/4"-1/2")

Individual piece size:  
48mm 1 7/8"

**EW-DLWHMOS**  
marble



Brickbond Bottocino Tumbled ❖❖



305 x 305 x 10mm  
12" x 12" x 3/8"  
Individual piece size:  
48 x 24mm 1 7/8 x 1 5/16"

**EW-VMBBBOTTM**

marble/tumbled



Chic Bottocino Polished ❖❖




305 x 305 x 10mm  
12" x 12" x 3/8"  
Individual piece size:  
152 x 15mm 6 x 5/8"

**EW-VMCHICBOTT**

marble/polished



Crema 1.0 ❖❖



305 x 305 x 10mm  
12" x 12" x 3/8"  
Individual piece size:  
10mm 3/8"

**EW-VMCREMA1**

travertine/tumbled



Crema 23mm ❖❖



305 x 305 x 10mm  
12" x 12" x 3/8"  
Individual piece size:  
23mm 7/8"

**EW-VMCREMA**

travertine/tumbled



Sml Brickbond Crema Tumbled ❖❖



305 x 305 x 10mm  
12" x 12" x 3/8"  
Individual piece size:  
32 x 15mm 1 1/4 x 5/8"

**EW-VMCREMARECT**

travertine/tumbled



Brickbond Crema Tumbled ❖❖



305 x 305 x 10mm  
12" x 12" x 3/8"  
Individual piece size:  
48 x 24mm 1 7/8 x 1 5/16"

**EW-VMBBCREMAM**

travertine/tumbled



Brickbond Crema ❖❖



305 x 305 x 10mm  
12" x 12" x 3/8"  
Individual piece size:  
100 x 48mm 4 x 1 7/8"

**EW-VMBBCREMA**

travertine/tumbled



Crema Chipped Edge 23mm ❖❖



300 x 300 x 10mm  
11 13/16" x 11 13/16" x 3/8"  
Individual piece size:  
23mm 7/8"

**EW-VMCREMACE**

travertine/tumbled





Small Brickbond Crema Tumbled EW-VMCREMARECT ↗

**Crema 48mm ❖❖**



305 x 305 x 10mm  
12" x 12" x 3/8"  
Individual piece size:  
48mm 1 7/8"

**EW-VMCREMA48**  
travertine/tumbled



**Brickbond Beige ❖❖**



305 x 305 x 10mm  
12" x 12" x 3/8"  
Individual piece size:

**EW-VMBBEIGE**  
travertine/tumbled



**Crema Pentagon 48mm ❖❖**



305 x 305 x 10mm  
12" x 12" x 3/8"  
Individual piece size:  
48mm 1 7/8"

**EW-VMCRPENT48**  
travertine/tumbled



**Perla Large Hexagon ❖**



300 x 297 x 10mm  
11 13/16" x 11 3/4" x 3/8"  
Individual piece size:  
48mm 1 7/8"

**EW-PRLHMOS**  
stone



Trend Sorrento Polished ❖❖



305 x 330 x 10mm  
12" x 12" x 3/8"

**EW-TRENDSOR**  
marble/polished

Individual piece size:  
MIXED



Classic Sorrento Polished ❖❖



305 x 305 x 10mm  
12" x 12" x 3/8"

**EW-CLASSICSOR**  
marble/polished

Individual piece size:  
100 x 23mm 4 x 7/8"



Sorrento 23mm ❖❖




305 x 305 x 10mm  
12" x 12" x 3/8"

**EW-VMSORP23**  
marble/polished

Individual piece size:  
23mm 7/8"



Sorrento 48mm ❖❖



300 x 300 x 10mm  
11 13/16" x 11 13/16" x 3/8"

**EW-VMSORP48**  
marble/polished

Individual piece size:  
48mm 1 7/8"



Splitface Beige ❖❖



305 x 290 x 10mm  
12" x 11 3/8" x 3/8"

**EW-VMSFBEIGE**  
marble

Individual piece size:  
40 x 12mm 1 9/16 x 1/2"



Origin Beige ▲❖❖

NEW



300 x 300 x 15mm  
11 3/4" x 11 3/4" x 5/8"

**EW-ORBGMOS**  
honed marble

Individual piece size:  
50mm 2"



Torus Beige ▲❖❖

NEW



265 x 264 x 12mm  
10 1/2" x 10" x 1/2"

**EW-TORBGMOS**  
polished marble



Ivory Samoa ❖❖



290 x 290 x 10-14mm  
11 3/8" x 11 3/8" x 3/8-9/16"

**EW-SAMOA2**  
pebbles

Individual piece size:  
Mixed



Beige Hawaii ❖❖



300 x 300 x 10-14mm  
11 13/16" x 11 13/16" x 3/8-9/16"

**EW-HAWAII3**  
pebbles

Individual piece size:  
Mixed



143

STONE



Levantine Ivory Splitface ❖❖



290 x 276 x 10mm  
11 3/8" x 10 1/4" x 3/8"  
Individual piece size:  
48 x 23mm 1 7/8" x 7/8"

**EW-LIVSFMOS**  
travertine



Jerusalem Gold 23mm ❖❖



305 x 305 x 10mm  
12" x 12" x 3/8"

**EW-VMJGOLD**  
limestone/tumbled

Individual piece size:  
23mm 7/8"



Fan Honey ❖❖



160 x 270 x 10mm  
6 5/16" x 10 3/8" x 3/8"  
Individual piece size:

**EW-VMFANH**  
limestone & onyx/tumbled



Jerusalem Gold 48mm ❖❖



305 x 305 x 10mm  
12" x 12" x 3/8"

**EW-VMJGOLD48**  
limestone/tumbled

Individual piece size:  
48mm 1 7/8"



Jerusalem Gold Basketweave ❖❖



300 x 300 x 10mm  
11 3/4" x 11 3/4" x 3/8"

**EW-VMBJGOLD**  
limestone/tumbled

Individual piece size:  
45 x 15 & 15mm 1 3/4" x 5/8" & 5/8"



Giallo 23mm ❖❖



305 x 305 x 10mm  
12" x 12" x 3/8"

**EW-VMGIALLO**  
travertine/tumbled

Individual piece size:  
23mm 7/8"



Mixed Travertine 23mm ❖❖



305 x 305 x 10mm  
12" x 12" x 3/8"

**EW-VMTM23**  
travertine/tumbled

Individual piece size:  
23mm 7/8"



Mixed Travertine 48mm ❖❖




305 x 305 x 10mm  
12" x 12" x 3/8"

**EW-VMTM48**  
travertine/tumbled

Individual piece size:  
48mm 1 7/8"








Noce 1.0 EW-VMNOCE1 and Noce 23 EW-VMNOCE, shown with Noce Small Chair Rail EW-SCRN30 from our Earthworks Collection ↗

## Noce 1.0 ❖❖



305 x 305 x 10mm  
12" x 12" x 3/8"

Individual piece size:  
10mm 3/8"

**EW-VMNOCE1**  
travertine/tumbled



## Noce 23mm ❖❖



305 x 305 x 10mm  
12" x 12" x 3/8"

Individual piece size:  
23mm 7/8"

**EW-VMNOCE**  
travertine/tumbled



## Noce Chipped Edge 23mm ❖❖



300 x 300 x 10mm  
11 13/16" x 11 13/16" x 3/8"

Individual piece size:  
23mm 7/8"

**EW-VMNOCECE**  
travertine/tumbled



## Brickbond Noce Tumbled ❖❖



305 x 305 x 10mm  
12" x 12" x 3/8"

Individual piece size:  
48 x 24mm 1 7/8" x 1 5/16"

**EW-VMBBNOCEM**  
travertine/tumbled



## Noce 48mm ❖❖



305 x 305 x 10mm  
12" x 12" x 3/8"

Individual piece size:  
48mm 1 7/8"

**EW-VMNOCE48**  
travertine/tumbled



## Trend Noce Honed ❖❖



305 x 330 x 10mm  
12" x 13" x 3/8"

Individual piece size:  
Mixed

**EW-TRENDNOCE**  
travertine/honed





Spiral Noce Black EW-VMNOCESP ↗

Trend Mica Polished ❖❖



305 x 330 x 10mm  
12" x 13" x 3/8"  
Individual piece size:  
Mixed

**EW-TRENDMIC**  
marble/polished



Spiral Noce Black ❖❖



300 x 300 x 10mm  
11 13/16" x 11 13/16" x 3/8"  
marble & travertine/polished  
Individual piece size:  
30 x 15 & 15mm 1 1/16" x 5/8" & 5/8"

**EW-VMNOCESP**



Spiral Grey ▲❖▲



300 x 300 x 7mm  
11 3/4" x 11 3/4" x 1/4"  
Individual piece size:  
50mm 2"

**EW-SPGRMOS**  
honed marble



Delta Grey ▲❖▲



280 x 270 x (7-12)mm  
11" x 10 5/8" x (1/4"-1/2")

**EW-DLGRMOS**  
marble



Origin Brown ▲❖▲



300 x 300 x 15mm  
11 3/4" x 11 3/4" x 5/8"  
Individual piece size:  
50mm 2"

**EW-ORBRMOS**  
honed marble





Perugia 48mm EW-VMPER48 ↗

### Azahar ❖❖



300 x 300 x 8mm  
11 13/16" x 11 13/16" x 5/16"  
Individual piece size:  
30mm 1 3/16"

**EW-VMAZAT30**  
marble/tumbled



### Perugia 23mm ❖❖




305 x 305 x 10mm  
12" x 12" x 3/8"  
Individual piece size:  
23mm 7/8"

**EW-VMPERP23**  
marble/polished



### Perugia 48mm ❖❖



305 x 305 x 10mm  
12" x 12" x 3/8"  
Individual piece size:  
48mm 1 7/8"

**EW-VMPERP48**  
marble/polished





Black Crema Octagon EW-VMBLKCOCT

White Octagon 48mm ❖❖



300 x 300 x 10mm  
 11 13/16" x 11 13/16" x 3/8"  
 Individual piece size:  
 48mm 1 7/8"

**EW-VMOCTW48**

marble/polished & tumbled



White Octagon 10 ❖❖



310 x 310 x 10mm  
 12 1/4" x 12 1/4" x 3/8"  
 Individual piece size:  
 100mm 4"

**EW-VMOCTW10**

marble/tumbled



Black/Crema Octagon ❖❖



300 x 300 x 10mm  
 11 13/16" x 11 13/16" x 3/8"  
 Individual piece size:  
 100mm 4"

**EW-VMBLKCOCT**


marble/tumbled





Basketweave (White with Black Dot) EW-BSKWHITE ↗

Basketweave (white with black dot) ❖❖



290 x 290 x 8mm

11 7/16" x 11 7/16" x 5/16"

Individual piece size:

64 x 30 / 15 x 15mm 2 1/2" x 1 3/16" / 5/8" x 3/8"

**EW-BSKWHITE**

marble





Basketweave Black EW-BSKBLACK ↗

Basketweave (black with white dot) ❖



290 x 290 x 8mm  
11 7/16" x 11 7/16" x 5/16"

**EW-BSKBLACK**  
marble

Individual piece size:

64 x 30 / 15mm 2 1/2" x 1 3/16" / 3/8"





↶ Bora Bora EW-BORA2 with Quail Maui EW-MAUI2

### Green Balihai ❖❖



290 x 290 x 10-14mm  
11 7/16" x 11 7/16" x 3/8-9/16"

Individual piece size:  
Mixed

**EW-BALIHAI2**  
pebbles



### Quail Maui ❖❖



290 x 290 x 10-14mm  
11 7/16" x 11 7/16" x 3/8-9/16"

Individual piece size:  
Mixed

**EW-MAUI2**  
pebbles



### Bora Bora ❖❖



290 x 290 x 10-14mm  
11 7/16" x 11 7/16" x 3/8-9/16"

Individual piece size:  
Mixed

**EW-BORA2**  
pebbles





Brickbond Nero EW-VMBBNEROM



Negra Black Splitface EW-NEGSFMOS

Jade 23mm ❖❖



305 x 305 x 10mm  
12" x 12" x 3/8"

**EW-VMJADE**  
marble/tumbled

Individual piece size:  
23mm 7/8"



Brickbond Nero Tumbled ❖❖




305 x 305 x 10mm  
12" x 12" x 3/8"

**EW-VMBBNEROM**  
marble/tumbled

Individual piece size:  
48 x 24mm 1 7/8" x 1 1/4"



Negra Black Splitface ❖❖



290 x 276 x 10mm  
11 3/8" x 10 1/4" x 3/8"

**EW-NEGSFMOS**  
marble

Individual piece size:  
48 x 23mm 1 7/8" x 7/8"



Origin Dark Grey ▲❖❖




300 x 300 x 15mm  
11 3/4" x 11 3/4" x 5/8"

**EW-ORDGRMOS**  
honed marble

Individual piece size:  
50mm 2"



Delta Black ▲❖❖



280 x 270 x (7-12)mm  
11" x 10 5/8" x (1/4"-1/2")

**EW-DLBLKMOS**  
marble



Spiral Black ▲❖❖



300 x 300 x 7mm  
11 3/4" x 11 3/4" x 1/4"

**EW-SPBLKMOS**  
honed marble

Individual piece size:  
50mm 2"








↑ Crypto Large Hexagon EW-CYLHXMOS

Crypto Small Hex ❖❖



305 x 265 x 10mm  
12" x 10 7/16" x 3/8"

**EW-CYSHXMOS**  
honed marble



Crypto Random ❖



305 x 305 x 9-16mm  
12" x 12" x 3/8-5/8"

**EW-CYRNDMOS**  
honed marble

Individual piece size:  
25mm 1"



Crypto Large Hexagon ❖❖



285 x 285 x 10mm  
11 1/4" x 11 1/4" x 3/8"

**EW-CYLHXMOS**  
honed marble



# Borders

Add a finishing touch with one of these borders

Athenian Interlocking Noce ❖



305 x 50 x 10mm  
2" x 12" x 3/8"

EW-ATHINTN  
travertine/tumbled



Athenian Braid Travertine ❖



300 x 50 x 10mm  
2" x 11 1/4" x 3/8"

EW-ATBRAIDT  
travertine/tumbled



Athenian Quadrant Travertine ❖



300 x 70 x 10mm  
2 3/4" x 11 1/4" x 3/8"

EW-ATQUADT  
travertine/tumbled



Meseta ❖



280 x 85 x 10mm  
3 3/8" x 11" x 3/8"

EW-ATMES  
travertine/tumbled



Gibson ❖



305 x 100 x 10mm  
4" x 12" x 3/8"

EW-ATGIB  
travertine/tumbled



Namib ❖



290 x 65 x 10mm  
2 1/2" x 11 3/8" x 3/8"

EW-ATNAM  
travertine/tumbled



Athenian Diamond Noce ❖



300 x 100 x 10mm  
4" x 11 1/4" x 3/8"

EW-ATHDIAN  
travertine/tumbled



Sevier ❖



280 x 120 x 10mm  
4 3/4" x 11" x 3/8"

EW-ATSEV  
travertine/tumbled



Athenian Diamond Black ❖



300 x 100 x 10mm  
4" x 11 1/4" x 3/8"

EW-ATHDIAB  
marble/tumbled



Athenian Quadrant Black ❖



300 x 70 x 10mm  
2 3/4" x 11 1/4" x 3/8"

EW-ATQUADB  
marble/tumbled



Athenian Scroll Black ❖




300 x 100 x 10mm  
4" x 11 1/4" x 3/8"

EW-ATSCROLLB  
marble/tumbled



Athenian Scroll Black Corner ❖



100 x 100 x 10mm  
4" x 4" x 3/8"

EW-ATSCROLLBC  
marble/tumbled



Athenian Braid Black ❖



300 x 50 x 10mm  
2" x 11 1/4" x 3/8"

EW-ATBRAIDB  
marble/tumbled



Athenian Rope Black ❖



300 x 100 x 10mm  
4" x 11 1/4" x 3/8"

EW-ATROPEB  
marble/tumbled



Athenian Rope Black Corner ❖



100 x 100 x 10mm  
4" x 4" x 3/8"

EW-ATROPEBC  
marble/tumbled



### Escalante Honed ❖❖




340 x 47 x 8mm  
1 7/8" x 13 3/8" x 5/16"

EW-ESCHB



### Sonoan Honed ❖❖



300 x 48 x 8mm  
1 15/16" x 11 13/16" x 5/16"

EW-SONHB



### Madalena Polished ❖❖



340 x 47 x 8mm  
1 7/8" x 13 3/8" x 5/16"

EW-MDLPB



### Mazatlan Honed ❖❖



340 x 47 x 8mm  
1 7/8" x 13 3/8" x 5/16"

EW-MAZHB



### Escalante Polished ❖❖



340 x 47 x 8mm  
1 7/8" x 13 3/8" x 5/16"

EW-ESCPB



### Borrega ❖❖



300 x 49 x 8mm  
2" x 11 13/16" x 5/16"

EW-BRRB



### Mazatlan Polished ❖❖



340 x 47 x 8mm  
1 7/8" x 13 3/8" x 5/16"

EW-MAZPB



### Yuma Honed ❖❖



340 x 47 x 8mm  
1 7/8" x 13 3/8" x 5/16"

EW-YMAHB



### Zama Polished ❖



305 x 53 x 8mm  
2 1/8" x 12" x 5/16"

EW-ZAMPB



### Caribou ❖



300 x 50 x 8mm  
2" x 11 13/16" x 5/16"

EW-CARHB



### Altai Polished ❖



305 x 53 x 10mm  
2 1/8" x 12" x 3/8"

EW-ALTPB



### Ivory Samoa Border ❖❖



250 x 100 x 10-14mm  
4" x 9 13/16" x 3/8-9/16"

EW-SAMOAB2  
pebbles

Individual piece size:  
Mixed



### Beige Hawaii Border ❖❖



270 x 100 x 10-14mm  
4" x 10 5/8" x 3/8-9/16"

EW-HAWAII B3  
pebbles

Individual piece size:  
Mixed



### Green Bali Hai Border ❖❖



250 x 100 x 10-14mm  
4" x 9 13/16" x 3/8-9/16"

EW-BALIHAI B2  
pebbles

Individual piece size:  
Mixed



### Quail Maui Border ❖❖



250 x 100 x 10-14mm  
4" x 9 13/16" x 3/8-9/16"

EW-MAUI B2  
pebbles

Individual piece size:  
Mixed



### Bora Bora Border ❖❖



270 x 100 x 10-14mm  
4" x 10 5/8" x 3/8-9/16"


EW-BORAB2  
pebbles

Individual piece size:  
Mixed



# The possibilities are endless....

As well as supplying a vast range of off-the-shelf mosaics in a myriad of colours, shapes and materials, we can also provide you with bespoke designs.



Mosaics can be made to your specific designs, everything from a simple motif or logo to a precious or special photograph can be put on to a mosaic panel. Here are some suggestions for creating your bespoke mosaics:

- Photographs of family groups; individual portraits of babies, children; graduation images
- Pictures from your holiday, photographs of special pets, favourite cityscapes or landscapes, even your garden
- Mosaic panels for behind a bath or in a bedroom; a feature wall in a dining room, kitchen or living room; a panel in a hallway
- Mosaics can be made from glass, stone, ceramic or other materials, depending on where they are going to be installed
- Colours will be closely reproduced from the original image provided

In fact, anything goes! As long as you can provide us with a high resolution photograph or image, we can do the rest. Depending on the size of the area where your mosaic will be installed, your order should only take around 3-4 weeks to be delivered. The price will be dependent on size, colour and materials.

When your bespoke mosaics are ready for installation, a competent tiler should be able to fix them in place for you to enjoy for years. The images on these pages are just a taste to give you an idea, but obviously the possibilities are endless!

Contact your local Original Style mosaics retailer for more information and to discuss your specific requirements.



This larger than life depiction of the famous jockey A P McCoy riding Kauto Star was created by piecing together thousands of hand-cut glass tesserae. The panel, which measures approximately 4.5 x 3 metres is currently on display at the Original Style Cheltenham Tile Showroom ↗

# How many tiles will you need?

De combien de carreaux aurez-vous besoin?

Wie viele Fliesen brauchen Sie?

Hoeveel mozaïektegels hebt u nodig?

Nominal mosaic sheet size Taille Nominale de la Plaque de Mosaïque Nennmaße des Mosaikbogens Nominale afmetingen mozaïekmat		Mosaic sheets per sq metre Plaques de mosaïque par mètre carré Mosaikbögen pro Quadratmeter Mozaïekmatten per vierkante meter	Mosaic sheets per sq foot
Metric/mm	Imperial/inches		
+ 160 x 270 (Fan Honey)	6 5/16 x 10 3/8	43	4
200 x 200	7 7/8 x 7 7/8	25	2.3
208 x 292	8 1/8 x 11 1/2	16.5	1.5
232 x 316	9 1/4 x 12 1/2	13.6	1.2
260 x 270	10 1/4 x 10 5/8	14.2	1.3
262 x 262	10 5/16 x 10 5/16	14.6	1.4
265 x 254	10 7/16 x 10	14.8	1.4
270 x 270	10 5/8 x 10 5/8	13.7	1.3
271 x 281	10 5/8 x 11	13.1	1.2
272 x 315	10 11/16 x 12 3/8	11.7	1.1
274 x 274	10 3/4 x 10 3/4	13.3	1.2
275 x 292	10 7/8 x 11 1/2	12.4	1.1
276 x 286	10 3/4 x 11 1/4	12.7	1.2
279 x 279	11 x 11	12.8	1.2
280 x 300	11 x 11 13/16	11.9	1.1
285 x 265	11 1/4 x 10 7/16	13.2	1.2
285 x 285	11 1/4 x 11 1/4	12.3	1.1
286 x 275	11 1/4 x 10 13/16	12.7	1.2
290 x 275	11 3/8 x 10 7/8	12.5	1.2
290 x 276	11 7/16 x 10 7/8	12.9	1.2
290 x 290	11 7/16 x 11 7/16	11.9	1.1
290 x 305	11 7/16 x 12	11.3	1
292 x 276	11 1/2 x 10 3/4	12.4	1.2
292 x 278	11 1/2 x 10 15/16	12.3	1.1
292 x 288	11 1/2 x 11 3/8	11.9	1.1
292 x 292	11 1/2 x 11 1/2	11.7	1.1
292 x 310	11 1/2 x 12 3/16	11	1
294 x 294	11 9/16 x 11 9/16	11.6	1.1
295 x 295	11 5/8 x 11 5/8	11.5	1.1
296 x 296	11 5/8 x 11 5/8	11.4	1.1
298 x 260	11 3/4 x 10 1/4	12.5	1.2
298 x 286	11 3/4 x 11 1/4	11.3	1
298 x 298	11 3/4 x 11 3/4	11.3	1.1
300 x 300	11 13/16 x 11 13/16	11.1	1
300 x 312	11 13/16 x 12 5/8	10.7	1
300 x 335	11 3/4 x 13 1/4	10	1
301 x 301	11 13/16 x 11 13/16	11	1
302 x 302	11 7/8 x 11 7/8	10.3	1
303 x 287	11 15/16 x 11 5/16	11.5	1.1
304 x 298	12 x 11 3/4	11	1
304 x 304	12 x 12	10.8	1
304 x 334	12 x 13 1/8	9.8	0.9
305 x 265	12 x 10 1/2	10.8	1.1
305 x 285	12 x 11 13/16	11.5	1
305 x 300	12 x 11 3/4	10.9	1
305 x 305	12 x 12 x 3/8	10.7	1
305 x 310	12 x 12 1/4	10.6	1
305 x 315	12 x 12 1/2	10.4	1
306 x 287	12 1/16 x 11 5/8	11.4	1.1
306 x 306	12 x 12 x 3/16	10.68	1
307 x 297	12 1/16 x 11 11/16	11	1
310 x 227	12 3/16 x 8 15/16	14.2	1.3
310 x 297	12 3/16 x 11 11/16	10.9	1
310 x 310	12 3/16 x 12 3/16	10.4	1
310 x 315	12 3/16 x 12 1/2	9.9	0.9
312 x 300	12 1/4 x 11 3/4	10.7	1
313 x 313	12 5/16 x 12 5/16	10.2	0.9
318 x 310	12 1/2 x 12 3/16	10.1	0.9
318 x 318	12 1/2 x 12 1/2	9.9	0.9
320 x 320	12 5/8 x 12 5/8	9.8	0.9
322 x 322	12 11/16 x 12 11/16	9.6	0.9
327 x 305	12 7/8 x 12	10	0.9
327 x 327	12 7/8 x 12 7/8	9.4	0.9
358 x 398	14 1/8 x 15 11/16	7	0.6

+ Refers to Venetian Fan Honey, page 144  
 + Fait référence au Venetian Fan Honey, page 144  
 + Bezieht sich auf Venetian Fan Honey, Seite 144  
 + Geldt voor Venetian Fan Honey, pagina 144

\* All dimensions are subject to a tolerance of ± 2.5mm or 3/32"

Toutes les dimensions ci-dessus sont sujettes à une tolérance de ± 2.5mm ou 3/32"

Alle obigen Maße unterliegen einer Toleranz von ± 2,5 mm oder 3/32"

Voor alle bovenstaande afmetingen geldt een mogelijke afwijking van ± 2,5 mm

Quantities shown exclude grout gaps between each sheet. When calculating the number of tiles you will require, do not forget to make an allowance for cutting and wastage.

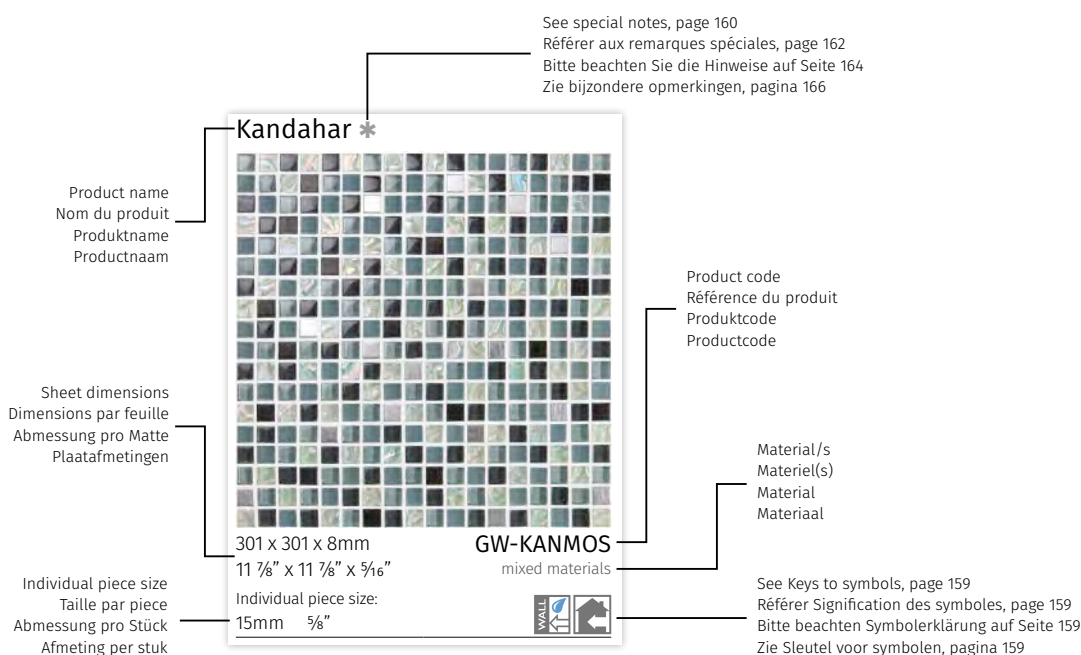
Les quantités indiquées excluent les écarts des joints entre chaque plaque. Lorsque vous calculez le nombre de carreaux dont vous avez besoin, n'oubliez pas de prendre en compte les découpes et les pertes.

Die angegebenen Mengen berücksichtigen nicht die Fugenspalten. Bei der Berechnung der erforderlichen Anzahl von Fliesen denken Sie bitte daran, zusätzliche Fliesen für Verschnitt und Reststücke einzuplanen.

Er wordt bij deze hoeveelheden geen rekening gehouden met voegen tussen de matten. Houd bij het berekenen van het aantal benodigde mozaïekmatten rekening met snijverlies en breuk.

Nominal mosaic border length* Longueur nominale de la bordure de la mosaïque Nennlänge der Mosaikbordüre Nominale lengte mozaïekranden		Borders per linear metre Bordures par mètre linéaire Bordüre pro laufendem Meter Randen per strekkende meter	Borders per linear foot
Metric/mm	Imperial/inches		
240	9 7/16	4.2	1.3
250	9 13/16	4.0	1.2
267	10 1/2	3.7	1.2
270	10 5/8	3.7	1.2
280	11	3.6	1.1
285	11 1/4	3.5	1.1
290	11 7/16	3.4	1.0
300	11 13/16	3.3	1.0
305	12	3.3	1.0
310	12 13/16	3.2	1.0
320	12 5/8	3.1	0.9
340	13 3/8	2.9	0.9
385	15 3/16	2.6	0.9

# Anatomy of a swatch



## Keys to Symbols

Signification des symboles / Symbolerklärung / Sleutel voor symbolen

	Dry walls
	Wet & dry walls (inc. showers and wet rooms)
	Wet & dry floors (inc. showers and wet rooms)
	Dry floors only
	Internal use only
	Internal & external use

### External use

All our porcelain tiles have passed the ISO 10545-12 frost resistance test, making them suitable for external use. We recommend that only tiles with shod wet (4S96 shod wet) slip resistance results of 36+ are used in external situations. Original Style Ltd cannot be held liable for cracking that can occur due to adverse weather conditions or poor installation.

	Nur für Trockenwände
	Nass- und Trockenmauern (Inkl. Duschen und Nassräume)
	Nass- und Trockenböden (Inkl. Duschen und Nassräume)
	Nur für Trockenböden
	Nur für Innenbereiche
	Für Innen- und Außenbereiche

### Externe Nutzung

Unsere gesamtes Feinsteinzeug hat den Frostbeständigkeitstest nach ISO 10545-12 bestanden, so dass sie für den externen Gebrauch eingesetzt werden können. Wir empfehlen, dass nur Fliesen mit einer Rutschfestigkeit von über 36 in externen Bereichen verwendet werden. Original Style Ltd haftet nicht für Risse, die durch widrige Witterungsverhältnisse oder eine falsche Installation auftreten.

	Murs secs uniquement
	Murs secs et humides (dont douches et douches italiennes)
	Sols secs et humides (dont douches et douches italiennes)
	Sols secs uniquement
	Usage intérieur uniquement
	Usage intérieur et extérieur

### Usage extérieur

Tous nos carreaux en porcelaine ont passé le test ISO 10545-12 de résistance au gel et conviennent donc à un usage extérieur. Nous recommandons toutefois de poser en extérieur uniquement les carreaux dont la résistance au glissement est supérieure à 36 (selon les résultats de la VEP, 4S96). Original Style Ltd déclinera toute responsabilité en cas de fissuration des carreaux due à des conditions climatiques défavorables ou à une mauvaise installation.

	Alleen droge wanden
	Natte en droge wanden (incl. douches)
	Natte en droge vloeren (incl. douches)
	Alleen droge vloeren
	Alleen voor binnengebruik
	Voor binnen- en buitengebruik

### Buitengebruik

Al onze tegels hebben de vorstbestendigheidsstest doorstaan van ISO 10545-12, zodat ze geschikt zijn voor buitengebruik. We raden aan dat alleen tegels met een (4S96 shod wet) slipbestendigheid van 36+ buiten worden gebruikt. Original Style Ltd is niet aansprakelijk voor scheuren die optreden als gevolg van slechte weersomstandigheden of een onjuiste installatie.

# Special Notes

◆	<p><b>Paper Faced/Plastic Film Faced mosaics</b> have a covering of paper or film on the front surface rather than mesh backing. Some individual pieces are clear/translucent so any mesh backing would show through after installation to spoil the overall look. Use a white, rapid setting, cement based flexible adhesive. Because the film or paper facing is on the front of these mosaics it is difficult to see what they look like. Peel back part of the paper or plastic face on one tile BEFORE fixing to ensure the surface finish is what you expected.</p> <p><b>Plastic film faced mosaics</b> should be adhered in the same way as other mosaics, but with the film facing outwards. Leave the adhesive for at least 24 hours to allow it to completely set and dry before peeling off the film. If it's necessary to make slight adjustments to straighten the mosaics before the adhesive sets, then cut the film carefully with a sharp knife. If the small pieces of mosaic come off when removing the plastic film it means that the adhesive has not been left long enough to dry. Use a sharp knife and cut small slits in the film to allow more air to the adhesive to speed up the process. When the adhesive is dry, remove the film by peeling it from one corner to the opposite corner.</p> <p><b>Some mosaic sheets</b> may have a protective film covering either the whole surface or certain individual pieces. Keep the film in place during installation then carefully peel away. It is important to factor in time needed to peel off the film from some of those with film on individual pieces</p> <p><b>Paper faced mosaics</b> should be adhered in the same way as other mosaics, but with the paper facing outwards. Wet the paper and peel off before the setting material hardens to allow time to straighten the mosaics, if necessary, before they set. For more detailed instructions please refer to the Fixing Guide at <a href="http://www.originalstyle.com/guides">www.originalstyle.com/guides</a>.</p>
◆ ///	<p><b>Epoxy primer, adhesive and grout recommended</b></p> <p><b>Epoxy primer and adhesive with finely sanded or non-sanded grout recommended</b></p>
●	<p><b>Shower walls only</b>, not walls in wet rooms or steam rooms</p>
❖	<p><b>Will fade in direct sunlight</b></p>
✱	<p><b>Contain metal.</b> Extreme caution must be taken when using metal mosaics in an electric shower. Always consult a qualified electrician before installation.</p> <p>Considerable care needs to be taken when installing <b>Fusion Micro EW-FUSMIMOS, Fusion Macro EW-FUSMAMOS, Telstar EW-TLSMOS</b> and <b>Torque EW-TORMOS</b> as they have very sharp edges. Wear thick protective gloves when handling these mosaics. <b>Torque</b> should only be installed in situations where it will not be touched or brushed past as the surface is three dimensional and some edges will be sharp even after installation. Do not install in areas where it can be brushed past or where small children will come into contact with the surface. It is important to take this into account before choosing this product.</p> <p>Make sure that the grain of stainless steel is going in the same direction for all mosaic sheets otherwise it will affect the appearance of the installation. Some metal mosaics have a protective film covering either the whole surface or certain individual pieces. Keep the film in place during installation then carefully peel away. It is important to factor in time needed to peel off the film from some of those with film on individual pieces.</p>
⊛	<p><b>Mosaics containing or made from copper</b> are not suitable for kitchens, bathrooms, showers and wet rooms or exposure to excessive moisture. When exposed to air and moisture the copper may, over time, form a patina of verdigris (a green coating). It is vital that this feature is taken into account when choosing copper mosaics.</p>
⊕	<p><b>Seal before use</b></p>
⊗	<p>Use <b>white</b>, rapid setting cement latex based flexible adhesive and non-sanded or finely sanded grout unless stated otherwise</p>
⊗	<p>Some mosaics may have <b>chipped edges</b>. This is an inherent part of these tiles and add to the rustic effect</p>
⊗	<p><b>Heavy product:</b> Care must be taken to ensure that the substrate is suitable (eg backerboard) due to the substantial weight of this product</p>
▲	<p><b>Do not grout</b></p>
✱	<p><b>Bathroom floors only</b></p>
◆	<p><b>Cutting Instructions</b>  <b>Beryl GW-BERRRMOS, Ice GW-ICERRMOS, Jager GW-JAGDLMOS, Paragon GW-PARDLMOS, Solitaire GW-SLTDLMOS, Zircon GW-ZIRRRMOS:</b> cut with mosaic tile nippers with tungsten carbide cutting wheels or electric tile saw for mosaics <b>Zenith Copper EW-ZENCPMOS, Zenith Silver EW-ZENSLMOS, Golden Nugget EW-GNUMOS, Silver Nugget EW-SNUMOS, Aurelio EW-AURMOS, Orabella EW-ORAMOS Black Link EW-BKLMOS, EW-SVLMOS Silver Link, Herald EW-HERMOS, Inca EW-INCMOS, Lega EW-LEGMOS, Mayan EW-MAYMOS, Axum EW-AXUMOS, Minoan EW-MINMOS, Tuwana EW-TUWMOS, Aztec EW-AZTMOS:</b> water fed electric cutting machine with a normal diamond blade <b>Astral Silver EW-ASTSLMOS, Astral Copper EW-ASTCPMOS:</b> water fed electric cutting machine with a normal diamond blade, cut edges need filing smooth Coconut mosaics <b>Ceylon EW-CEYMOS</b> can be cut with a jigsaw.</p>

These are Original Style's recommendations and are not necessarily exhaustive

## Glass mosaics

**Glass thickness will have an effect on the colour of the tile. Glass mosaics near heat:** glass mosaics should be installed a minimum of 3cm from any direct heat source. Handle glass mosaics with care especially when being cut or if broken. Ensure that the surfaces do not come into contact with each other or sharp/abrasive objects. Not recommended for use on counter tops because of the likelihood of scratching. **Glass pebble mosaics** are only suitable for bathroom floors and slip-resistance may not be adequate for use in wet conditions.

## Iridescent mosaics

The appearance and colours of iridescent mosaics change under different lighting conditions and also vary when seen from different angles. We recommend that you ask for samples from your retailer and try them out where you intend installing your mosaics, to make sure you get the look you are after and the most pleasing results.

## Bamboo, coconut

Dry areas only, not suitable for wet areas such as wet rooms, bathrooms, showers or splashbacks or where they will be exposed to excessive moisture. Mosaics made from or containing bamboo or wood are subject to natural blemishes such as knots and holes.

## Decorative mosaics

**Axum EW-AXUMOS, Minoan EW-MINMOS, Tuwana, EW-TUWMOS:** remove grout with clean warm water and wet sponge as tiling progresses. **EW-AZTMOS Aztec:** ONLY use WHITE unsanded grout as the grout will stay in the fine design lines when cleaned off.

## Stone pebbles

To avoid visible grout lines, some pebbles may require adjusting slightly so that they interlock with adjoining pebble sheets.

## Stone mosaics

Not recommended for external use as most of our stone mosaics are porous to some extent. If installed outside water could be absorbed and the tiles become susceptible to frost

damage. Stone is a natural product and subject to colour variation, pitting, blemishes, chipped edges, size variation and sometimes staining. Natural stone may fade in UV light. No guarantee can be made against this happening. Some stone mosaics may have minor chips or blemishes. Such relatively insignificant imperfections should be considered normal and not the result of poor/faulty workmanship. Natural stone mosaics may also be subject to scuffing and scratching.

It is important that your tile installer understands the pattern or blended effect you want, the requirements for surface preparation and protecting newly installed tiles from on-going work. Floors and walls may require expansion joints.



# Important Information

Please read through the following information carefully. It will help you select the correct mosaics for your application. For more detailed instructions please refer to the Fixing Guide at [www.originalstyle.com/guides](http://www.originalstyle.com/guides). We strongly recommend you and your tiler read through the Fixing Guide at [www.originalstyle.com/guides](http://www.originalstyle.com/guides) before installation as Original Style cannot accept responsibility for any faults after mosaics have been fixed, for issues raised in this Important Information or the Fixing Guide once the product has been laid or installed.

## CHOOSING THE RIGHT MOSAICS

Please check suitability of the mosaics ordering and installation. If you are uncertain please ask your Original Style retailer for further information.

## SAMPLE SERVICE

Samples and swatch cards can be sent to customers on request. Full size mosaic sheet samples are usually chargeable at a reduced rate. Please see your local stockist for details.

## DIMENSIONS

Nominal sizes and thicknesses are shown throughout the brochure. Owing to the high degree of hand finishing of some mosaics, actual dimensions for individual mosaic sheets may vary from these figures and should be treated as a guide only. All dimensions are subject to a tolerance of  $\pm 2.5\text{mm}$  or  $\frac{3}{32}$ ". When calculating the number of mosaic sheets required, please allow a five per cent allowance for cutting and wastage.

## COLOUR VARIATIONS AND SHADING

There may be distinctive yet subtle variations in shade to be found in many mosaics included in this brochure. A single sample tile should not be taken as a completely accurate indication of colour. Some mosaic sheets and individual tiles may have distinctive yet subtle variations in shade, colour and tone, which will be an inherent feature of that particular product. We advise that you open and inspect each carton of mosaics to confirm consistency of shading. Select six random sheets from different cartons to check if there are any shading differences. We recommend that you spend time to achieve the most pleasing distribution of shades before fixing. Differences between batches can be even more marked. For this reason we recommend that you buy all the tiles at one time.

## SCRATCHING

Glass and metal mosaics can be scratched. We recommend that care is taken in installation and that mosaics made from or containing glass and metal are not put in high risk areas for scratching. It is important to use a fine grade or non-sanded grout to avoid scratching the surfaces of glass and metal mosaics. Always test a small area before installation.

## MOSAICS AND BORDERS MADE FROM AND CONTAINING METAL

Please refer to the Fixing Guide for more information before installing mosaics and borders made from and containing metal. It is essential that a qualified electrician carries out all electrical work around metal mosaics and any borders containing metal. Extreme caution must be taken when using metal mosaics in an electric shower. Always consult a qualified electrician before installation.

## INSTALLATION

We strongly recommend that your tile installer reads through this Important Information and reads the Fixing Guide at [www.originalstyle.com/guides](http://www.originalstyle.com/guides) before commencing any work. This fully explains the steps necessary to plan, fix and seal your mosaics and how to maintain them in first class condition for years ahead. If in any doubt please contact our technical department prior to installation as fixing tiles incorrectly can prove costly.

## CUTTING MOSAICS

Some cutting of mosaics is unavoidable. Please refer to the Fixing Guide before attempting to cut any mosaics. Metal mosaics can be cut with a water-fed electric cutting machine with a normal diamond blade. See information regarding specific products on opposite page.

Appropriate safety precautions should be always taken when cutting any mosaics. Full personal protective equipment (PPE) for hands and eyes should be used.

## ADHESIVES, GROUT, SEALANTS

We strongly recommend you and your tiler read through the Fixing Guide at [www.originalstyle.com/guides](http://www.originalstyle.com/guides) regarding adhesives, grouts and sealants before installation. Particular care should be taken to use the correct adhesive, grout and sealants. Carefully read manufacturers' information and always follow the manufacturer's instructions. We recommend a white, rapid setting cement latex based flexible adhesive and non-sanded grout (or finely sanded) are used unless stated otherwise in the Fixing Guide ([www.originalstyle.com/guides](http://www.originalstyle.com/guides)). No guarantee can be made by Original Style against some minor scratch marks appearing on mosaic tile surfaces even when using non sanded grout. Please always test the grout and grout removal on an unfixed sheet prior to installation to ensure no scratching and effective grout removal, following all manufacturers' instructions.

## MAINTENANCE AND CLEANING

The use of certain acid based cleaning products may cause some of the mosaics featured in this brochure to react and change in character. We recommend the use of pH neutral cleaning products on our tiles unless otherwise stated below. **Glass:** Wash down glass mosaic surfaces with clean water, a normal spirit or alcohol based glass or window cleaner. Ensure a soft cloth is used to avoid scratching. **Gold:** Do not use acid-based cleaners on products containing gold. Follow the instructions as for Glass above.

**Iridescence:** avoid any contact with products containing hydrofluoric acid (pool cleaners for example) as this will damage the lustre effects. **Metal:** Use warm soapy water then wipe with a damp cloth and buff dry. Alternatively use a stainless steel cleaner. Do not use harsh or abrasive cleaning products, scourers or bleach. Do not allow other metals

such as steel wool pads to come in contact with stainless steel mosaics, as small metal fragments may enter the surface and start to corrode, resulting in rust spots.

**Copper:** avoid any contact with products containing citric acid or hydrofluoric acid (pool cleaners for example) as this will cause staining.

## LIGHTING

Clever use of lighting can enhance the beauty of your mosaics, especially those containing iridescent pieces. We hope that you will be inspired by the setting photographs used throughout our brochure.

## PHOTOGRAPHY

Owing to variations in studio lighting and printing inks, the tile colours shown in this brochure may differ slightly from those of the actual tiles. Before making your choice it is always advisable to ask your Original Style retailer to show you samples.

## LIMITS OF LIABILITY

Original Style accepts no liability for the faulty installation of its tiles. In the case of any claim relating to the tiles themselves, Original Style's liability, to the extent permitted by law, is limited to either the replacement of the product or a refund of the cost of the product, and does not extend to cover any consequential loss. Tiles must be inspected prior to installation and claims cannot be considered after the tiles have been installed. Claims must be reported within seven working days from the receipt of the tiles. Tile sizes may vary slightly from the stated nominal dimensions within internationally accepted standards.

Please be advised that installation constitutes acceptance of the quality, colour, size, texture and shade of the tiles. Please note, the use of certain acid-based cleaning products may cause some of the tiles to react and change in character.

Original Style warrants that its tiles conform to their description and are fit for their purpose. Original Style makes no other express or implied warranty as to fitness or suitability of the products for particular installations. We extend no guarantees, express or implied, as to wear resistance or maintenance procedures. It is imperative to follow grout and adhesive manufacturers' instructions regarding their suitability with our products. If in doubt please consult the grout/adhesive stockist from whom you purchased the products. Original Style makes no representations as to the fitness for purpose of third party adhesives and grouts.

In the USA please follow the recommendations of a reputable adhesive manufacturer in conjunction with our Fixing Guide at [www.originalstyle.com/guides](http://www.originalstyle.com/guides) and always comply with American National Standards Institution (ANSI) specifications as set out in the Handbook for Ceramic Tile Installation published by the Tile Council of America. Useful links: [ctioa.org](http://ctioa.org), [tileusa.com](http://tileusa.com)

## ACKNOWLEDGEMENTS















We gratefully acknowledge the assistance of the following companies with the photographic settings and props.

Amara	<a href="http://amara.com">amara.com</a>
Anthropologie	<a href="http://anthropologie.com/en-gb">anthropologie.com/en-gb</a>
Bathroom Village	<a href="http://bathroomvillage.com">bathroomvillage.com</a>
Chadder & Co	<a href="http://chadder.com">chadder.com</a>
Conran Shop	<a href="http://conranshop.co.uk">conranshop.co.uk</a>
Cox & Cox	<a href="http://coxandcox.co.uk">coxandcox.co.uk</a>
Darts Farm	<a href="http://dartsfarm.co.uk">dartsfarm.co.uk</a>
Debenhams	<a href="http://debenhams.com">debenhams.com</a>
Designers Guild	<a href="http://designersguild.com">designersguild.com</a>
Fagins	<a href="http://faginsantiques.com">faginsantiques.com</a>
French Connection	<a href="http://frenchconnection.co.uk">frenchconnection.co.uk</a>
Furniture Village	<a href="http://furniturevillage.co.uk">furniturevillage.co.uk</a>
Habitat	<a href="http://habitat.co.uk">habitat.co.uk</a>
Holly's House	<a href="http://hollys-house.com">hollys-house.com</a>
House of Fraser	<a href="http://houseoffraser.co.uk">houseoffraser.co.uk</a>
Idyll Home	<a href="http://idyllhome.co.uk">idyllhome.co.uk</a>
Industville	<a href="http://industville.co.uk">industville.co.uk</a>
Laura Ashley	<a href="http://lauraashley.com">lauraashley.com</a>
Maison de Marrakech	<a href="http://maisondemarrakech.com">maisondemarrakech.com</a>
Next	<a href="http://next.co.uk">next.co.uk</a>
Nkuku	<a href="http://nkuku.com">nkuku.com</a>
Not on the high street	<a href="http://notonthehighstreet.com">notonthehighstreet.com</a>
Orange Tree	<a href="http://theorangeretree.co.uk">theorangeretree.co.uk</a>
Penhalligon's	<a href="http://penhalligons.com">penhalligons.com</a>
Rockett St George	<a href="http://rockettstgeorge.co.uk">rockettstgeorge.co.uk</a>
Rose & Grey	<a href="http://roseandgrey.co.uk">roseandgrey.co.uk</a>
Rowen and Wren	<a href="http://rowenandwren.co.uk">rowenandwren.co.uk</a>
Selfridges	<a href="http://selfridges.com">selfridges.com</a>
The White Company	<a href="http://thewhitecompany.com">thewhitecompany.com</a>
West Elm	<a href="http://westelm.co.uk">westelm.co.uk</a>

## Adhesives, grouts, sealants

Aquamix UK	<a href="http://celtexagencies.co.uk">celtexagencies.co.uk</a>
Aquamix USA	<a href="http://custombuildingproducts.com/welcome.aspx">custombuildingproducts.com/welcome.aspx</a>
HG	<a href="http://hg.eu">hg.eu</a>
Lithofin	<a href="http://lithofin-uk.co.uk">lithofin-uk.co.uk</a>
Mapei	<a href="http://mapei.com">mapei.com</a>

# Remarques spécifiques

	<p><b>Face plastique/papier</b> : ces mosaïques ont une fine pellicule de papier ou de plastique recouvrant leur surface plutôt qu'un filet de protection au dos. Nous recommandons l'utilisation d'une colle blanche, rapide, flexible et à base de ciment pour les carreaux recouverts d'une protection papier ou plastique. Etant donné que le papier ou plastique est sur la face avant de ces mosaïques, il est difficile de voir ce à quoi elles ressemblent. Retirez une partie du papier ou du film plastifié AVANT la pose pour vous assurer que la surface est comme vous le souhaitez.</p> <p><b>Mosaïque à face plastique</b> : Ces mosaïques doivent être posées de la même manière que les autres mosaïques mais en vous assurant que le film se trouve sur la face supérieure. Laissez la colle sécher pendant au moins 24 heures avant de retirer le film plastique. S'il est nécessaire d'ajuster la position des mosaïques avant que la colle ne prenne, alors le film peut être découpé soigneusement à l'aide d'un couteau aiguisé. Si les carreaux individuels de la mosaïque se détachent quand vous retirez le film plastifié cela signifie que vous n'avez pas laissé sécher la colle assez longtemps. Utilisez un couteau aiguisé et coupez des petites fentes dans le film plastifié afin de permettre à la colle de recevoir plus d'air. Quand la colle est sèche, retirez le film plastifié en le tirant d'un coin au coin opposé.</p> <p><b>Mosaïque à face papier</b> : Ces mosaïques à face papier doivent être posées de la même manière que les autres mosaïques mais en vous assurant que le papier se trouve sur la face supérieure. Humidifiez le papier et retirez-le avant que la colle ne sèche afin d'avoir le temps de réajuster les carreaux, si nécessaire, avant qu'ils ne soient complètement fixés.</p> <p>Certaines mosaïques disposent d'un film protecteur qui recouvre leur surface entière ou certains éléments individuels. Vous devez laisser ce film en place lors de l'installation, puis le retirer avec précaution.</p>
 	<p>Usage recommandé d'un apprêt, d'une colle et d'un ciment-joint époxy</p> <p>Apprêt et colle époxy avec joint à base de sable fin ou sans sable recommandé</p>
	<p><b>Douches uniquement - pas zoned humides</b>: Ne convient pas aux hammams et zones où l'humidité est excessive telles que les douches italiennes mais peut être utilisée dans les couches ordinaires.</p>
	<p>Ne pas installer directement au soleil. Elle peut se décolorer si exposé au soleil.</p>
	<p><b>Métal</b> Soyez extrêmement vigilants si vous installez des mosaïques en métal dans des douches électriques. Consultez toujours un électricien qualifié avant l'installation.</p> <p>Faites très attention lorsque vous posez les mosaïques en aluminium <b>Fusion Micro EW-FUSMIMOS, Fusion Macro EW-FUSMAMOS, Telstar EW-TLSMOS et Torque EW-TORMOS</b> car leurs bords sont tranchants. Portez des gants épais lorsque vous manipulez ces mosaïques. Les mosaïques Torque doivent uniquement être installées dans où elles ne seront pas touchées ou effleurées, car leur surface peut blesser. La surface de Torque <b>EW-TORMOS</b> a trois dimensions et certains angles seront toujours coupants même après l'installation. Nous vous déconseillons d'installer ces carreaux dans des zones où ils peuvent être effleurés ou où des enfants pourront entrer en contact avec leur surface. Il est important de prendre en compte ce facteur avant de choisir ce produit.</p> <p>Veillez à ce que le grain de l'acier inoxydable suive la même direction dans toutes les plaques de mosaïques, sinon l'apparence générale de l'installation en sera affectée. Certaines mosaïques disposent d'un film protecteur qui recouvre leur surface entière ou certains éléments individuels. Vous devez laisser ce film en place lors de l'installation, puis le retirer avec précaution.</p>
	<p><b>Carreaux avec du cuivre</b>: Les mosaïques en cuivre ne doivent pas être posées dans les cuisines, salles de bains, douches et douches italiennes. En étant exposée à l'air et à l'humidité, la surface du cuivre risque, au fil du temps, de se patiner ou de se couvrir de vert-de-gris (une pellicule verte)</p>
	<p>Imperméabilisez avant usage</p>
	<p>Utilisez un ciment blanc et rapide, une colle flexible à base de latex et des joints non sablés ou finement sablés, sauf en cas d'indication contraire.</p>
	<p><b>Peut avoir les bords coupés</b>: Quelques mosaïques peuvent avoir les bords coupés. C'est une partie inhérente de ces carreaux et un ajout qui a un effet rustique.</p>
	<p><b>Produit lourd</b>: Il faut veiller à ce que le support soit adapté (ex. le panneau arrière) en raison du poids important de ce produit</p>
	<p><b>Ne pas jointoyer</b></p>
	<p><b>Sols de salles de bains uniquement</b></p>
	<p><b>Instruction de coupe</b>  <b>Beryl GW-BERRRMOS, Ice GW-ICERRMOS, Jager GW-JAGDLMOS, Paragon GW-PARDLMOS, Solitaire GW-SLTDLMOS, Zircon GW-ZIRRRMOS</b>: coupé avec pinces à carreaux de mosaïque avec des roues de coupe en carbure de tungstène ou une scie électrique pour mosaïques. <b>Zenith Copper EW-ZENCPMOS, Zenith Silver EW-ZENSLMOS, Golden Nugget EW-GNUMOS, Silver Nugget EW-SNUMOS, Aurelio EW-AURMOS, Orabella EW-ORAMOS Black Link EW-BKLMOS, EW-SVLMOS Silver Link, Herald EW-HERMOS, Inca EW-INCMOS, Lega EW-LEGMOS, Mayan EW-MAYMOS, Axum EW-AXUMOS, Minoan EW-MINMOS, Tuwana EW-TUWMOS, Aztec EW-AZTMOS</b>: Machine de découpe électrique alimentée à l'eau avec une lame de diamant normale. <b>Astral Silver EW-ASTSLMOS, Astral Copper EW-ASTCPMOS</b>: Machine de découpe électrique alimentée à l'eau avec une lame de diamant normale. Les bords coupés doivent être limés. La mosaïque <b>Coconut EW-CEYMOS</b> peut être coupée avec une scie sauteuse.</p>

Il s'agit de recommandations d'Original Style. Leur liste n'est pas nécessairement exhaustive

## Verre

L'épaisseur du verre influencera aussi la coloration du carreau. Utilisation de mosaïques en verre près d'une source de chaleur : nous vous recommandons d'installer les mosaïques à une distance d'au moins 3 cm de toute source directe de chaleur.

Les mosaïques en verre doivent être maniées avec précaution, en particulier lors du découpage de celles-ci ou si elles se sont brisées. Assurez-vous que les surfaces n'entrent pas en contact les unes avec les autres ou avec des objets tranchants ou abrasifs. Nous vous déconseillons de poser des mosaïques en verre sur le plan de travail d'une cuisine car vous risquerez de les rayer. Si les carreaux en verre sont posés au sol nous ne pouvons garantir leur propriétés antidérapantes, surtout en zone humide.

## Mosaïques iridescentes

L'apparence et les couleurs des mosaïques iridescents changent en fonction des conditions d'éclairage et varient aussi selon l'angle d'observation. Nous recommandons donc que vous demandiez des échantillons auprès de votre détaillant afin de les observer à l'endroit vous avez l'intention de les installer. Vous serez ainsi assuré d'obtenir l'effet que vous désirez et d'avoir des résultats répondants à vos attentes.

## Bois, bambou, noix de coco

Convienent uniquement aux zones sèches ; ne conviennent pas aux zones humides (salles de bains, douches, douches italiennes ou dossier de cuisine) car elles seraient exposées à une humidité excessive. Les mosaïques en bois ou composites de bois comprennent des défauts naturels tels que des noeuds et des cavités.

## Mosaïques décoratives

**Axum EW-AXUMOS, Minoan EW-MINMOS, Tuwana, EW-TUWMOS**: retirez le joint avec de l'eau chaude propre et une éponge mouillée pendant la pause du carrelage. **EW-AZTMOS Aztèque**: N'UTILISEZ que du joint blanc sans sable car celui-ci restera dans les fines lignes de conception au moment du nettoyage.

## Galets

Pour éviter que les joints ne soient visibles, vous devrez peut-être ajuster certains galets de manière à ce qu'ils empiètent sur les plaques de galets voisines.

## La pierre

La plupart de nos mosaïques en pierre sont poreuses à un plus ou moins haut degré. Installées en extérieur, elles auront tendance à absorber l'eau, ce qui les rendra vulnérables au gel. La pierre naturelle peut perdre de sa couleur lorsqu'exposée aux

ultraviolets. Nous ne pouvons vous donner aucune garantie contre ce phénomène. La pierre est un matériau naturel ; en conséquence, des variations de couleur sont possibles entre chaque mosaïque de pierre et entre éléments individuels. Certaines mosaïques de pierre présenteront de petites marques ou ébrèchures. Ces imperfections, relativement insignifiantes, doivent être considérées comme normales et ne sont pas dues à un défaut de fabrication. Les mosaïques en pierre naturelle sont aussi sensibles aux éraflures et aux rayures.

Il est important que l'installateur comprenne les exigences liées à la préparation de la surface, le motif ou l'effet mélangé que vous cherchez à créer et comment protéger les carreaux déjà installés jusqu'à ce que les travaux soient terminés. Des joints de dilatation seront peut-être nécessaires pour les sols et les murs internes et externes.

# Informations Essentielles

Nous vous recommandons de lire avec attention les informations suivantes. Celles-ci vous aideront à choisir les mosaïques les plus adaptées à vos exigences et vous permettront de vous familiariser avec certaines procédures d'installation et de maintenance. Pour consulter des instructions plus détaillées avant de procéder à l'installation, veuillez vous reporter au Guide d'Installation sur [originalstyle.com/guides](http://originalstyle.com/guides). Original Style n'acceptera aucune responsabilité pour toute anomalie qui apparaîtra une fois que le produit aura été posé ou installé, ni pour tout problème préalablement soulevé dans ces Informations Essentielles ou dans nos Guides d'Installation.

## Choisir Les Mosaïques Adaptées

Veuillez consulter le Guide d'Utilisation pour vérifier que les mosaïques désirées sont adaptées à vos besoins avant de passer commande et de les installer (intérieur / extérieur / douches / douches italiennes / sols / variation de couleur et remarques spéciales). En cas de doute, n'hésitez pas à consulter votre détaillant Original Style pour de plus amples informations.

## Échantillons

Nos clients peuvent demander à recevoir des échantillons et des cartes échantillons. Les échantillons sous forme de plaques de mosaïque sont généralement facturés à un tarif réduit. Nous vous invitons à consulter votre revendeur local pour plus d'informations.

## Dimensions

Toutes les dimensions et épaisseurs indiquées dans cette brochure sont nominales. Comme certaines mosaïques sont finies à la main, les dimensions réelles de chaque plaque de mosaïque peuvent varier et ne sont donc données qu'à titre indicatif. Toutes les dimensions sont sujettes à une tolérance de  $\pm 2,5$  mm. Lorsque vous calculerez le nombre de plaques de mosaïque dont vous avez besoin, n'oubliez pas de prendre en compte les découpes et déchets éventuels, qui représentent en moyenne 5% du total.

## Variations de Couleur et Teintes

Un grand nombre de mosaïques comprises dans cette brochure pourront présenter des variations de couleur caractéristiques mais subtiles. Vous ne pouvez donc pas vous fier à un seul échantillon pour connaître la couleur générale de la surface une fois la pose terminée. Certaines plaques de mosaïques et certains carreaux individuels pourront présenter des variations, à la fois distinctes et subtiles, de teinte, couleur et nuance ; il s'agit d'une qualité inhérente du produit concerné. Nous vous conseillons d'ouvrir et d'inspecter chaque boîte de mosaïques pour vérifier l'homogénéité de la teinte. Sélectionnez au hasard six plaques de mosaïques dans différentes boîtes pour vérifier s'il existe des variations de teinte. Nous vous recommandons de prendre le temps d'agencer les différentes teintes de la manière la plus plaisante avant de procéder à l'installation. De surcroît, les différences peuvent être davantage marquées d'un lot à l'autre. Nous vous recommandons donc vivement d'acheter tous les carreaux en une seule fois.

## Rayures

Les mosaïques en verre et en métal sont sensibles aux rayures. Nous vous recommandons de prendre le plus grand soin lors de l'installation et de ne pas poser les mosaïques contenant du verre ou du métal dans des endroits où elles seront susceptibles d'être rayées. Il est important d'utiliser un ciment à base de sable fin ou sans sable pour éviter de rayer la surface des carreaux en verre. Faites toujours un essai sur une petite zone avant l'installation.

## Mosaïques et Bordures Contenant du Métal

Veuillez vous référer au Guide d'Installation pour de plus amples informations avant de procéder à l'installation des mosaïques en métal. Il est indispensable que tous les travaux électriques autour des mosaïques en métal et bordures contenant du métal soient effectués par un électricien qualifié. Soyez extrêmement vigilants si vous installez des mosaïques en métal dans des douches électriques. Consultez toujours un électricien qualifié avant l'installation.

## Installation

Nous recommandons vivement à votre installateur de carreaux de consulter ces Informations Essentielles de même que le Guide d'Installation ([www.originalstyle.com/guides](http://www.originalstyle.com/guides)) avant de commencer tous travaux. Ces documents expliquent l'ensemble des étapes nécessaires pour planifier, installer et imperméabiliser vos mosaïques et comment les maintenir dans une condition impeccable au fil des années. En cas de doute, n'hésitez pas à prendre contact avec notre département technique avant de procéder à l'installation, car installer les carreaux incorrectement pourra s'avérer coûteux.

## Découpe Des Mosaïques

Il est inévitable que certaines mosaïques devront être découpées. Veuillez vous référer au Guide d'Installation avant de procéder à la découpe des mosaïques. Les mosaïques en métal peuvent être coupées avec un coupe carrelage électrique à eau. Les mosaïques en bois et noix de coco peuvent être coupées à la scie sauteuse. Veillez à toujours prendre les plus grandes précautions en matière de sécurité lors de la découpe des mosaïques. Nous vous conseillons de porter un équipement de protection individuelle (EPI) complet pour protéger vos mains et vos yeux. Voir les informations concernant les produits spécifiques à la page 162.

## Colles, Joints, Mastic D'étanchéité

Il est important de veiller à utiliser la colle, le ciment-joint et le mastic d'étanchéité les mieux adaptés. Assurez-vous de toujours lire et suivre les instructions du fabricant. Nous vous recommandons d'utiliser un ciment blanc et rapide, une colle flexible à base de latex et des joints sans sable ou à base de sable fin, sauf en cas d'indication contraire, voir le guide d'utilisation/voir ci-dessous. Original Style ne peut donner aucune garantie contre l'apparition de petites rayures sur la surface des mosaïques même en cas d'utilisation d'un joint sans sable. Tout en suivant les instructions, veuillez toujours tester le joint et le produit pour enlever le joint sur une feuille non-fixée avant l'installation pour éviter les rayures et le retrait du joint.

## Entretien et Nettoyage

Veillez noter que l'utilisation de certains produits nettoyants à base d'acide peut provoquer des réactions sur certaines des mosaïques présentées dans cette brochure et en modifier les caractéristiques. Nous vous conseillons d'utiliser des produits nettoyants au pH neutre sur tous nos carreaux, sauf en cas d'indication contraire ci-dessous.

**Verre:** Nettoyez la surface des mosaïques en verre avec de l'eau propre ou un nettoyant ordinaire ou à base d'alcool pour verre ou vitres. Utilisez toujours un chiffon doux pour éviter toute rayure.

**Métal:** Utilisez de l'eau chaude et savonneuse puis essuyer avec un chiffon sec et polissez jusqu'à séchage complet. Vous pouvez aussi utiliser un nettoyant pour acier inoxydable. Veillez à ne pas utiliser de produits corrosifs ou abrasifs, d'éponges à récurer ou de produit à base d'eau de Javel. Veillez aussi à ce qu'aucun autre objet métallique, comme les tampons en paille de fer, ne soient en contact avec les mosaïques en acier inoxydable car des fragments de métal pourraient alors s'y immiscer et commencer à se corroder, et des tâches de rouille pourraient alors apparaître.

**Cuivre:** Évitez tout contact avec des produits contenant de l'acide citrique ou fluorhydrique (par exemple, nettoyants pour piscine) car ils risqueraient tacher le cuivre.

**Or:** Nous vous déconseillons d'utiliser des détergents à base d'acide sur tout produit contenant de l'or. Suivez les instructions ci-dessus concernant le Verre.

**Iridescente:** évitez tout contact avec des produits contenant de l'acide fluorhydrique (par exemple, nettoyants pour piscine) car ils risqueraient de dégrader l'effet lustré.

## Éclairage

Une utilisation astucieuse de la lumière peut optimiser la beauté de vos mosaïques, surtout si elles contiennent des éléments iridescents. Nous espérons que les photographies utilisées dans notre brochure vous inspireront.

## Photographie

A cause de la diversité des éclairages utilisés en studio et des encres utilisées pour l'impression, la couleur des carreaux présentés dans ce catalogue pourra différer légèrement de la véritable couleur des carreaux. Avant de faire votre choix, il est toujours préférable de demander à votre revendeur Original Style de vous montrer des échantillons.

## Responsabilité

Original Style dégage toute responsabilité en cas d'installation incorrecte de ses produits. En cas de réclamation relative aux carreaux eux-mêmes, la responsabilité d'Original Style sera confinée, dans la limite autorisée par la loi, au remplacement du produit ou au remboursement du prix du produit, et ne couvrira pas les dommages indirects. Les carreaux doivent être inspectés avant installation. Aucune réclamation ne sera prise en compte une fois les carreaux installés. Toute réclamation doit être effectuée dans les sept jours suivant la réception des carreaux. La taille des carreaux pourra légèrement varier par rapport aux dimensions nominales indiquées, mais cette variation respecte les normes internationales approuvées.

Notez que l'installation du carrelage constitue l'acceptation de la qualité, de la couleur, de la texture, de la taille et de la teinte des carreaux. Veuillez noter que l'utilisation de certains produits nettoyants à base d'acide peut provoquer des réactions sur certains carreaux et en modifier les caractéristiques. Original Style garantit que ses carreaux sont conformes au descriptif fourni et qu'ils sont adaptés à l'usage pour lequel ils sont prévus. Original Style ne formule aucune garantie expresse ou implicite supplémentaire vis-à-vis de l'adéquation ou de la compatibilité de ses produits dans des installations spécifiques. Nous ne formulons aucune garantie, expresse ou implicite, vis-à-vis de la résistance à l'usure ou des procédures d'entretien.

Il est impératif de suivre les instructions des fabricants de colles et de ciments-joints afin d'en vérifier la compatibilité avec nos produits. En cas de doute, consultez le revendeur qui vous aura fourni la colle ou le ciment-joint. Original Style n'assume aucune responsabilité en ce qui concerne la compatibilité ou l'usage de colles et de ciments-joints tiers.

# Besondere Hinweise

◆	<p><b>Mosaikfliesen auf Papier- und Folienträgern:</b> Diese Mosaikfliesen sind auf der Vorderseite mit Papier oder Folie verklebt, anstatt mit einem Netz auf der Rückseite. Einige Mosaiksteine sind transparent oder lichtdurchlässig. Ein werkseitiger Netzträger würde daher auch nach der Installation durch die Steine sichtbar sein und somit das Erscheinungsbild mindern. Die vorderseitige Verklebung erschwert es, die Optik Ihres Mosaiks zu beurteilen. Ziehen Sie daher VOR der Installation ein kleines Stück der Beschichtung ab, um zu sehen, ob das Mosaik Ihren Vorstellungen entspricht.</p> <p><b>Mosaikfliesen auf Folienträgern</b> werden generell wie andere Mosaikfliesen verlegt, die Folie muss dabei aber stets nach außen zeigen. Der Kleber sollte mindestens 24 Stunden ruhen, bis er vollkommen fest und trocken ist. Erst dann darf die Folie abgezogen werden. Soll die Ausrichtung der Mosaikfliesen vor dem Aushärten des Klebers noch korrigiert werden, kann die Folie vorsichtig mit einem scharfen Messer eingeschnitten werden. Wenn sich beim Abziehen der Plastikfolie einzelne Mosaiksteine lösen, ist der Kleber noch nicht ausreichend getrocknet. Machen Sie mit einem scharfen Messer kleine Einschnitte in die Folie, um den Trocknungsprozess zu beschleunigen. Wenn der Kleber vollständig getrocknet ist, ziehen Sie die Folie diagonal von Ecke zu Ecke ab.</p> <p><b>Mosaikfliesen auf Papierträgern</b> werden generell wie andere Mosaikfliesen verlegt, die Folie muss dabei aber stets nach außen zeigen. Feuchten Sie das Papier an und ziehen Sie es ab, bevor der Kleber getrocknet ist, damit die Fliesen ggf. noch ausgerichtet werden können.</p> <p>Einige Mosaikmatten haben eine Schutzfolie, die entweder die gesamte Oberfläche oder einzelne Steine abdeckt. Die Folie sollte während der Installation nicht entfernt und erst anschließend vorsichtig abgezogen werden. Bitte berechnen Sie ausreichend Zeit für das Abziehen der Folie ein.</p>
◆ ///	<p>Epoxid-Grundierung, -kleber und -mörtel empfohlen</p> <p>Epoxidgrundierung sowie feinsandiger oder sandfreier Fugenmörtel empfohlen.</p>
●	<b>Nur Duschwände,</b> keine Nassbereiche.
◆	<b>Nicht in direktem Sonnenlicht installieren.</b> Können bei direkter Sonneneinstrahlung verblassen.
✱	<p><b>Fliesen mit Metallanteil:</b> Äußerste Vorsicht ist geboten, wenn Metallmosaikfliesen in einer elektrischen Dusche verwendet werden. Ziehen Sie vor der Installation unbedingt einen Elektrofachmann zurate.</p> <p><b>Metall:</b> Bitte beachten Sie, dass Mosaik der Serie <b>Fusion Micro EW-FUSMIMOS, Fusion Macro EW-FUSMAMOS, Telstart EW-TLSMOS</b> und <b>Torque EW-TORMOS</b> sehr scharfe Kanten haben. Wir empfehlen bei der Installation Handschuhe zu tragen und diese Fliesen nicht in Bereichen zu installieren, in denen Personen sie beim Vorbeigehen streifen oder Kinder mit ihnen in Berührung kommen könnten.</p> <p>Achten Sie darauf, dass die Maserung von Edelstahl auf allen Mosaikmatten immer in der gleichen Richtung verläuft, da sonst das Erscheinungsbild beeinträchtigt werden kann. Entfernen Sie eventuell vorhandene Schutzfolien erst nach der Installation durch vorsichtiges Abziehen.</p>
⊙	<b>Fliesen mit Kupferanteil</b> sind nicht geeignet für den Einsatz in Küchen, Badezimmern, Duschcabinen und Nassbereichen. Kupfer kann mit der Zeit Grünspan ansetzen. Dies kann die Optik der Fliese beeinträchtigen.
+	Vor Verwendung versiegeln.
⊕	Verwenden Sie, falls nicht anders angegeben, weißen, schnell trocknenden Zement, flexiblen Kleber auf Latexbasis und sandfreien Mörtel oder Mörtel mit feinem Sand
⊕	<b>Ausgebrochene Ränder:</b> Einige Mosaikfliesen können ausgebrochene Ränder haben. Dies ist die Natur dieser Fliesen und tragen zu einem gewollt rustikalen Effekt bei.
⚠	<b>Schwere Produkte:</b> Es muss sichergestellt werden, dass der Untergrund geeignet ist (z.B. Zementträgerplatte), um das hohe Gewicht des Produktes zu tragen.
▲	<b>Nicht verfugen</b>
✱	<b>Nur Badezimmerböden</b>
◆	<p><b>Schneideanweisungen</b>  <b>Beryl GW-BERRRMOS, Ice GW-ICERRMOS, Jäger GW-JAGDLMOS, Paragon GW-PARDLMOS, Solitaire GW-SLTDLMOS, Zircon GW-ZIRRRMOS:</b> Mosaikzange mit Wolframcarbidschneiderädern oder elektrische Mosaiksäge. <b>Zenith Copper EW-ZENCPMOS, Zenith Silver EW-ZENSLMOS, Golden Nugget EW-GNUMOS, Silver Nugget EW-SNUMOS, Aurelio EW-AURMOS, Orabella EW-ORAMOS Black Link EW-BKLMOS, EW-SVLMOS Silver Link, Herald EW-HERMOS, Inca EW-INCMOS, Lega EW-LEGMOS, Mayan EW-MAYMOS, Axum EW-AXUMOS, Minoan EW-MINMOS, Tuwana EW-TUWMOS, Aztec EW-AZTMOS:</b> Elektrische Nasssäge mit Diamanttrennscheibe. <b>Astral Silver EW-ASTSLMOS, Astral Copper EW-ASTCPMOS:</b> Elektrische Nasssäge mit Diamanttrennscheibe, Schnittkanten durch Schleifen nacharbeiten. <b>Coconut</b> mosaics <b>EW-CEYMOS</b> können mit Stichsäge geschnitten werden.</p>

Original Style übernimmt für die Richtigkeit dieser Angaben keine Haftung

## Glas

Die Dicke des Glases wirkt sich auf die Fliesenfarbe aus. Einsatz am Boden: Glasfliesen sind in nassen Bereichen nicht ausreichend rutschsicher. Einsatz in der Nähe von Wärmequellen: Wir empfehlen mindestens 3 cm Abstand zu allen direkt wirkenden Wärmequellen. Ladentheken: Die Verwendung ist wegen der Kratzanfälligkeit nicht empfohlen. Seien Sie vorsichtig beim Umgang mit Glasmosaikfliesen, besonders mit geschnittenen/ gebrochenen Fliesen. Die Oberflächen sollten nicht miteinander oder mit scharfen/scheuernden Gegenständen in Berührung kommen. Einige Glasmosaikfliesen sind besonders zerbrechlich und sollten vorsichtig behandelt werden.

## Irisierende Mosaik

Das Aussehen und die Farben von irisierenden Mosaiken ändern sich in verschiedenen Lichtverhältnissen und variieren je nach Betrachtungswinkel. Wir empfehlen Ihren Händler um Muster zu bitten und diese am Installationsort zu betrachten. Nur so können Sie sicher sein, das erwünschte Ergebnis zu erlangen.

## Bambus, Kokosnuss

Nur für trockene Bereiche geeignet. Können natürliche Schönheitsfehler wie Verwachsungen aufweisen.

## Dekorative Mosaik

**Axum EW-AXUMOS, Minoan EW-MINMOS, Tuwana, EW-TUWMOS:** Fugenmasse mit klarem warmen Wasser und feuchtem Schwamm abwaschen **EW-AZTMOS Aztec:** NUR WEISSEN weichen Mörtel (sandfrei) verwenden, da die Fugenmasse sich in den feinen Designlinien festsetzt.

## Kieselsteine

Um sichtbare Fugenlinien zu vermeiden, müssen einige Kiesel möglicherweise leicht eingepasst werden, so dass sie in angrenzende Kieselmatte greifen.

## Steinmosaik

Die meisten Steinmosaik sind leicht porös und daher nicht für den Außenbereich empfohlen. Bei Installation im Freien absorbieren die Mosaik Wasser und werden dadurch anfällig für Frostschäden.

Stein ist ein natürliches Material, bei dem es zu Farbabweichungen, Grübchenbildung, kleine Schönheitsfehler, Absplinterungen, Größenschwankungen und gelegentlicher Fleckenbildung kommen kann. Derartige geringfügige Unvollkommenheiten sind normal und kein Resultat unzureichender Qualität oder Herstellung. Naturstein kann unter Umständen verkratzen oder Schuppen bilden und bei UV-Einstrahlung verblassen. Hiergegen kann keine Garantie gegeben werden.

Es ist wichtig, dass Ihr Fliesenleger den von Ihnen gewünschten Muster- bzw. Mischeffekt und die Maßnahmen zur Oberflächenvorbereitung kennt sowie die frisch verlegten Fliesen vor Beschädigung durch laufende Arbeiten schützt. An Boden und Wänden im Innen- und Außenbereich sind möglicherweise Dehnungsfugen erforderlich.

# Wichtige Informationen

Lesen Sie die folgenden Informationen bitte aufmerksam durch. Sie sollen Ihnen bei der Auswahl des richtigen Mosaiks für Ihre Zwecke helfen und enthalten außerdem Hinweise zu Installation und Pflege. Beachten Sie vor der Montage bitte auch unbedingt die Installationsanleitung unter [originalstyle.com/guides](http://originalstyle.com/guides). Original Style kann nach dem Verlegen oder Anbringen des Produkts keine Haftung für Probleme übernehmen, die hier oder in der Installationsanleitung behandelt wurden.

## ENTSCHEIDEN SIE SICH FÜR DIE RICHTIGEN MOSAIKFLIESEN

Bitte lesen Sie vor der Bestellung und Installation im Benutzerleitfaden nach, ob die gewünschten Mosaikfliesen für Ihre Zwecke geeignet sind (innen/außen/Duschkabinen/Nassbereiche/Böden/Farbabweichungen und besondere Hinweise). Im Zweifelsfall wenden Sie sich bitte an Ihren Original Style Fachhändler, der Sie gerne berät.

## MUSTER-SERVICE

Muster und Musterkarten können dem Kunden auf Wunsch zugeschickt werden. Mosaikmattenmuster in voller Größe werden in der Regel zu einem reduzierten Preis berechnet. Für weitere Einzelheiten wenden Sie sich bitte an Ihren Fachhändler vor Ort.

## ABMESSUNGEN

In dieser Broschüre werden Sollmaße und Dicken angegeben. Aufgrund der umfangreichen Handarbeiten bei bestimmten Mosaiken können die tatsächlichen Maße einzelner Mosaikmatten von diesen Sollwerten abweichen und sind daher nur als Anhaltspunkt zu betrachten. Alle Maße unterliegen einer Toleranz von  $\pm 2,5$  mm. Planen Sie bei der Berechnung der erforderlichen Anzahl Mosaikmatten bitte 5 % zusätzlich für Verschnitt und Reststücke ein.

## FARBABWEICHUNGEN UND FARBNUANCEN

Bei vielen Mosaiken in dieser Broschüre können leichte, aber dennoch unverkennbare Unterschiede in der Farbnuance auftreten. Eine Musterfliese kann daher niemals als absoluter Garant für eine bestimmte Farbe gesehen werden. Einige Mosaikmatten und einzelne Fliesen können in ihrer Schattierung, Farbe und im Farbton feine Abweichungen aufweisen, die als Eigenschaft des jeweiligen Produkts anzusehen sind. Wir empfehlen Ihnen, jeden Karton zu öffnen und die Fliesen auf eine konstante Farbgebung zu überprüfen. Wählen Sie aus verschiedenen Kartons sechs beliebige Matten aus und vergleichen Sie den jeweiligen Farbton. Nehmen Sie sich Zeit bei der Anordnung der Fliesen und optimieren Sie den Effekt durch eine bestmögliche Anordnung der verschiedenen Schattierungen. Unterschiede zwischen einzelnen Chargen können sogar noch deutlicher ausfallen. Aus diesem Grund empfehlen wir dringend, alle Fliesen auf einmal kaufen.

## KRATZER

Glas- und Metall-Mosaikfliesen können verkratzen. Wir empfehlen bei der Installation vorsichtig vorzugehen und Mosaikfliesen mit Glas- und Metallanteilen von Arbeiten und Bereichen fernzuhalten, in denen Sie leicht verkratzen können. Es ist wichtig, dass eine besonders feine bzw. korngfreie Fugenmasse verwendet wird, um ein Zerkratzen der Oberfläche zu vermeiden. Führen Sie vor der Installation immer einen Test an einer kleinen Stelle durch.

## MOSAIKFLIESEN UND BORDÜREN AUS UND MIT METALL

Bitte beachten Sie vor der Installation von Mosaikfliesen und Bordüren aus und mit Metall die Installationsanleitung. Für alle elektrischen Arbeiten in der Nähe von Metallmosaikfliesen bzw. metallhaltigen Bordüren muss ein qualifizierter Elektriker hinzugezogen werden. Besondere Sorgfalt ist erforderlich, wenn Metallmosaikfliesen in einer elektrischen Dusche verwendet werden. Ziehen Sie vor der Installation unbedingt immer einen Elektrofachmann zu Rate.

## INSTALLATION

Bitte lesen Sie bzw. Ihr Fliesenleger vor Beginn jeglicher Arbeiten diese wichtigen Informationen sorgfältig durch und beachten Sie die Installationsanleitung ([www.originalstyle.com/fixing.html](http://www.originalstyle.com/fixing.html)). In diesen Dokumenten werden alle erforderlichen Schritte zur Planung, Verlegung und Versiegelung Ihrer Mosaikfliesen erläutert. Zusätzlich erfahren Sie, wie Sie die Fliesen durch richtige Pflege auch in Zukunft in erstklassigem Zustand halten. Bei Unklarheiten wenden Sie sich bitte VOR der Installation an unsere technische Abteilung.

## MOSAIKFLIESEN SCHNEIDEN

Beachten Sie vor dem Schneiden von Mosaikfliesen unbedingt die Installationsanleitung. Metallmosaikfliesen können mit einer elektrischen Wasser-Schneidmaschine mit normalen Diamantsägeblatt geschnitten werden. Für Holz- und Kokosnussmosaikfliesen genügt eine Stichsäge. Beim Schneiden von Mosaiken sind entsprechende Vorsichtsmaßnahmen zu treffen. Eine vollständige persönliche Schutzausrüstung (PSA) für Hände und Augen wird empfohlen.

## KLEBER, FUGEN- UND DICHTUNGSMASSE

Es ist besonders wichtig auf die Verwendung der richtigen Kleber, Fugen- und Dichtungsmasse zu achten. Beachten Sie dabei stets die Herstellerinformationen. Wir empfehlen, sofern nicht anders angegeben, weißen, schnell trocknenden Zement, flexiblen Kleber auf Latexbasis, sandfreie Fugenmasse oder Fugenmasse mit feinem Sand zu verwenden. Original Style kann nicht garantieren, dass die Mosaikoberfläche selbst bei der Verwendung sandfreier Fugenmasse nicht verkratzt. Testen Sie daher die Fugenmasse und Mörtelentferner stets VOR der Installation gemäß der Herstelleranweisungen.

## INSTANDHALTUNG UND PFLEGE

Bitte beachten Sie, dass säurebasierte Reinigungsprodukte die Eigenschaften und das Aussehen einiger Mosaikfliesen verändern können. Wir empfehlen, sofern nicht anders angegeben, die Verwendung pH-neutraler Reinigungsprodukte. **Glas:** Glasmosaikoberflächen mit sauberem Wasser oder einem normalen Glasreiniger auf Spiritus- oder Alkohobasis abwaschen. Dazu unbedingt ein weiches Tuch verwenden, um Kratzer zu vermeiden. **Metall:** Verwenden sie warmes Seifenwasser. Anschließend mit einem feuchten Tuch abwischen und trockenreiben. Alternativ können Sie einen Edelstahlreiniger verwenden. Benutzen Sie keine aggressiven oder scheuernden Reinigungsprodukte wie Scheuer- oder Bleichmittel. Lassen Sie keine anderen Metalle wie z. B. Stahlwolle mit Stahlmosaikflächen in Berührung kommen, da kleine Metallteile in die Oberfläche eindringen und dort korrodieren können, so dass Roststellen entstehen. **Kupfer:** Vermeiden Sie jeglichen Kontakt mit Produkten, die Zitronen- oder Flusssäure enthalten (wie Swimmingpool-Reiniger), da hierdurch Flecken entstehen können. **Gold:** Wir empfehlen bei Produkten, die Gold enthalten, auf Reinigungsmittel auf Säurebasis zu verzichten. Folgen Sie den Anweisungen für Glas. **Irisierende Produkte:** Vermeiden Sie jeglichen Kontakt mit Produkten, die Flusssäure enthalten (wie Swimmingpool-Reiniger), da bei der Reinigung mit ihnen Glanzeffekte verloren gehen können.

## BELEUCHTUNG

Eine gut angebrachte Beleuchtung kann die Schönheit Ihrer Mosaikfliesen noch hervorheben. Dies gilt insbesondere für Fliesen mit schillernden Elementen. Wir hoffen, die Fotokulissen in unserem Katalog sind eine gute Inspiration für Sie.

## FOTOGRAFIE

Aufgrund von Abweichungen bei der Studiobleuchtung und Druckfarben können die Fliesenfarben, die in diesem Katalog dargestellt sind, leicht von den Farben der tatsächlichen Fliesen abweichen. Es ist stets ratsam, Ihren Original Style-Händler zu bitten, Ihnen Muster zu zeigen, bevor Sie Ihre Auswahl treffen.















## HAFTUNGSBESCHRÄNKUNG

Original Style übernimmt für die fehlerhafte Installation seiner Fliesen keine Haftung. Bei Reklamation des eigentlichen Produkts beschränkt sich die gesetzlich eingeräumte Haftung lediglich auf den Umtausch oder Kostenrückerstattung, nicht aber auf mittelbare Schäden. Fliesen sind vor der Installation zu kontrollieren. Eine Reklamation nach der Installation ist nicht möglich. Reklamationen sind innerhalb von sieben Arbeitstagen nach Erhalt der Fliesen einzureichen. Die Maße der Fliesen können im Rahmen der international anerkannten Standards leicht von den angegebenen Nominalgrößen abweichen.

Bitte beachten Sie, dass Sie durch die Installation Qualität, Farbgebung, Größe, Textur und Farbton der Fliesen akzeptieren. Die Verwendung von säurebasierten Reinigungsprodukten kann bei einigen Fliesen Reaktionen und veränderte Eigenschaften hervorrufen.

Original Style gewährleistet die beschreibungs- und zweckgemäße Fabrikationsausführung der Fliesen. Original Style gibt keine weiteren ausdrücklichen oder impliziten Garantien hinsichtlich Eignung der Artikel für besondere Installationsarten. Wir geben weder ausdrücklich noch implizit eine Garantieverlängerung auf Abnutzungsverhalten oder Instandhaltungsverfahren. Befolgen Sie unbedingt die Anweisungen der Hersteller von Fugenmasse und Kleber hinsichtlich der Eignung für unsere Produkte. Im Zweifelsfall wenden Sie sich bitte an Ihren Fachhändler, Original Style übernimmt keine Verantwortung bezüglich der Gebrauchstauglichkeit von Klebern und Fugenmasse von Drittanbietern.

# Speciale aantekeningen

	<p><b>Mozaïeken</b> met een papieren laag of plastic folielaag zijn aan de voorkant voorzien met een laag papier of folie en hebben geen netje op de achterzijde. De reden hiervoor is dat sommige tegeltjes doorsichtig of doorschijnend zijn. Hierdoor zou een netje op de achterkant na het tegelen zichtbaar zijn en het effect bederven. We raden aan om witte, sneldrogende, flexibele lijm op cementbasis te gebruiken voor deze mozaïeken. Omdat de papieren of plastic folielaag aan de voorkant van het mozaïek zit, is het lastig om te zien hoe de mozaïeken met een plastic of papieren laag eruit zien omdat dit laagje op de voorkant van het mozaïek zit. Pel daarom een klein hoekje van het papier of plastic van het mozaïek af VOOR het plaatsen van de mozaïeken om er zeker van te zijn dat het de juiste textuur en kleur krijgt.</p> <p>Mozaïeken met plastic bekleding: Na installatie van deze Mozaïeken met een plastic folielaag moet de lijm ten minste 24 uur drogen en uitharden, voordat de folie kan worden verwijderd. Als het nodig is om het mozaïek licht te corrigeren voordat de lijm uithardt, dan kan er voorzichtig met een scherp mes in de folie worden gesneden. Als de kleine stukjes van het mozaïek loskomen wanneer u het plastic laagje probeert te verwijderen, dan betekent dit dat de lijm nog niet droog is. Gebruik een scherp mes en maak kleine sneetjes in het plastic om meer lucht bij de lijm te laten komen. Op die manier zal de lijm sneller drogen. Wanneer de lijm volledig droog is, verwijder dan het plastic door het van de ene hoek naar de tegenoverstaande hoek van het mozaïek af te pellen.</p> <p>Mozaïeken met papieren bekleding: Bevochtig het papier en verwijder het voordat de lijm uithardt om het mozaïek indien nodig nog te kunnen corrigeren. Sommige mozaïeken hebben een beschermende laag die het volledig oppervlak of bepaalde individuele tegels bedekt. Deze laag mag niet worden losgemaakt tijdens zetten. Ze en kan erna voorzichtig worden verwijderd. Het is belangrijk om rekening te houden met de tijdsduur om de laag van de afzonderlijke tegels te verwijderen.</p>
 	<p>Epoxy-primer, lijm en voegmiddel aanbevolen</p> <p>Epoxy-primer en lijm met een fijnkorrelig of zandloos voegmiddel aanbevolen</p>
	<p>Alleen douches, geen sauna's</p>
	<p>Niet in direct zonlicht plaatsen. Deze mozaïeken zullen vervagen in direct zonlicht.</p>
	<p><b>Bevat metaal:</b> Bij het gebruik van metalen mozaïektegels in een elektrische douche moet men heel voorzichtig zijn. Raadpleeg altijd een electricien voor de installatie.</p> <p>Wees uitermate voorzichtig bij het installeren van het aluminium mozaïek <b>Fusion Micro EW-FUSMIMOS, Fusion Macro EW-FUSMAMOS, Telstar EW-TLSMOS, and Torque EW-TORMOS</b>, aangezien deze zeer scherpe randen hebben. Het is aangeraden om dikke en beschermende handschoenen te dragen bij het hanteren van dit mozaïek. Torque dient alleen te worden aangebracht in situaties waarbij deze tegels niet kunnen worden aangeraakt, en waarbij men er niet tegen aan kan lopen..</p> <p>Zorg ervoor dat de vezelrichting bij roestvrij staal in dezelfde richting gaat als alle matjes anders zal het de look van het mozaïek bederft worden. Sommige metalen mozaïeken hebben een beschermende laag die het volledige oppervlak of bepaalde individuele tegels bedekken. Deze laag mag niet worden losgemaakt tijdens het plaatsen en kan erna voorzichtig worden verwijderd. Het is belangrijk dat men rekening houdt met de tijdsduur zodat men de laag van de afzonderlijke tegels kan verwijderen.</p>
	<p>Koper is niet geschikt voor keukens, sauna's, badkamers, douches of spatschermen en blootstelling aan excessieve vochtigheid. Koper kan met het verloop van tijd, als het wordt blootgesteld aan lucht en vochtigheid, een laagje roest vormen. Het is zeer belangrijk dat deze eigenschap in rekening wordt genomen bij het kiezen van koperen mozaïek.</p>
	<p>Afdichten voor gebruik</p>
	<p>Gebruik wit, sneldrogend cement, een flexibele lijm op latexbasis en een zandloos of fijnkorrelig voegmiddel, tenzij er anders staat vermeld.</p>
	<p><b>Kan afgebroken randen bevatten:</b> Sommige mozaïeken bevatten afgebroken randen. Dit is een inherent onderdeel van deze tegels en een toevoegsel tot het rustieke effect.</p>
	<p><b>Zwaar product:</b> Er moet voorzien worden dat de ondergrond geschikt is (bijv. steunboardplaten) door het hoog gewicht van dit product.</p>
	<p><b>Geen cement in de voegingen</b></p>
	<p><b>Alleen voor badkamers</b></p>
	<p><b>Snij instructies</b>  <b>Beryl GW-BERRRMOS, Ice GW-ICERRMOS, Jager GW-JAGDLMOS, Paragon GW-PARDLMOS, Solitaire GW-SLTDLMOS, Zircon GW-ZIRRRMOS:</b> gesneden aan de hand van mozaïek tegeltangen met hardmetalen snijwieltjes of elektrische tegelzaag voor mozaïeken. <b>Zenith Copper EW-ZENCPMOS, Zenith Silver EW-ZENSLMOS, Golden Nugget EW-GNUMOS, Silver Nugget EW-SNUMOS, Aurelio EW-AURMOS, Orabella EW-ORAMOS Black Link EW-BKLMOS, EW-SVLMOS Silver Link, Herald EW-HERMOS, Inca EW-INCMOS, Lega EW-LEGMOS, Mayan EW-MAYMOS, Axum EW-AXUMOS, Minoan EW-MINMOS, Tuwana EW-TUWMOS, Aztec EW-AZTMOS:</b> Elektrische snijmachine gevoed met water en een normale diamantzaag. <b>Astral Silver EW-ASTSLMOS, Astral Copper EW-ASTCPMOS:</b> Elektrische snijmachine gevoed met water en een normale diamantzaag. De snijkanten moeten gladgestreken worden. <b>Kokosnoot mozaïek EW-CEYMOS</b> kan gesneden worden met een decoupeerzaag.</p>

Deze aanbevelingen van Original Style zijn niet per se volledig

## Glas

De dikte van de glazen tegel heeft invloed op de kleur van de tegel. Slipbestendigheid met glazen tegels is wellicht niet toereikend in vochtige omstandigheden wanneer deze voor de vloer worden gebruikt. Glasmozaïek in de buurt van hittebronnen: we raden aan om minstens 3 cm vrij te houden tussen glasmozaïek en directe hittebronnen.

## Iriserende mozaïeken

Het uiterlijk en de kleuren van iriserende mozaïeken veranderen onder verschillende lichtomstandigheden en variëren ook wanneer ze worden gezien vanuit verschillende hoeken. Wij raden u aan om stalen te vragen aan uw kleinhandelaar en deze uit te proberen waar u ze graag wilt installeren zodat u de look krijgt die u wilt en de meest aangename resultaten.

Bamboe, kokosnoot mozaïeken zijn alleen geschikt voor droge ruimtes, niet geschikt voor vochtige ruimtes zoals sauna's, badkamers, douches of spatschermen, of plekken waar deze worden blootgesteld aan excessieve vochtigheid. Mozaïek gemaakt van hout, of die hout bevatten, zijn onderhevig aan natuurlijke oneffenheden, zoals knoesten en gaten.

## Versierde mozaïeken

**Axum EW-AXUMOS, Minoan EW-MINMOS, Tuwana, EW-TUWMOS:** Gelieve de voeging aan de hand van een natte spons en zuiver warm water te verwijderen terwijl de betegeling vordert. **EW-AZTMOS Aztec:** Gelieve ENKEL witte en ongeschuurde voeging te willen gebruiken omdat deze tussen het fijn ontwerp zal blijven steken bij het schoonmaken.

## Kiezels

Om zichtbare voegen te voorkomen, moeten sommige kiezels misschien licht worden gecorrigeerd voor een mooiere overgang tussen de kiezelmazaïekmatjes.

## Stenen Mozaïek

Niet geschikt voor buitengebruik aangezien het merendeel van onze stenen mozaïeken in meer of mindere mate poreus zijn. Als ze buiten worden gelegd, kunnen ze water absorberen, waarna de mozaïeken door vorst beschadigd kunnen raken. Steen is een natuurlijk product en onderhevig aan kleurvariaties, putvorming, vlekken, afgebroken randen, variërende groottes en soms verkleuringen. Dergelijke betrekkelijk onbeduidende onvolmaaktheden zijn normaal en niet het gevolg van een gebrek aan vakmanschap.

Natuursteen kan in UV-licht verbleken. We kunnen niet garanderen dat dit niet gebeurt. Natuurlijke stenen mozaïek kan ook onderhevig zijn aan schuren en krassen.

Het is belangrijk dat uw tegelzetter begrijpt welk patroon of effect u wenst, welke voorbereidingen de ondergrond nodig heeft en welke bescherming de tegels nodig hebben tijdens het voortzetten van het werk tijdens en na het installeren van de tegels.

# Belangrijke Informatie

Lees de onderstaande informatie zorgvuldig door. De informatie helpt u bij het kiezen van de juiste mozaïektegels en begeleidt u bij enkele procedures voor het aanbrengen en onderhouden van de tegels. Raadpleeg de installatiegids voor gedetailleerdere instructies en voorafgaand de installatie op [originalstyle.com/guides](http://originalstyle.com/guides). Van zodra het product is gezet of geïnstalleerd, is Original Style niet aansprakelijk voor defecten of voor problemen vermeld in deze belangrijke informatie of in de installatiegids.

## KIES DE JUISTE STEENMOZAÏEK

Controleer de geschiktheid van het mozaïek in de gebruiksaanwijzing voorafgaand het bestellen en aanbrengen (interieur/exterieur/ badkamers/sauna's/vloeren/kleurvariatie en speciale aantekeningen). Vraag in geval van twijfel uw Original Style-detailhandelaar om raad.

## MONSTERS

Monsters en staalkaarten kunnen op verzoek naar klanten worden opgestuurd. Gehele mozaïekmatjes kunnen gewoonlijk voor een lager tarief worden besteld. Vraag uw tegelspecialist naar de details.

## AFMETINGEN

In deze brochure worden nominale afmetingen en diktes vermeld. Sommige mozaïeken worden met de hand afgewerkt waardoor de werkelijke afmetingen van de individuele mozaïekmatjes kunnen afwijken van de vermelde maten, die slechts als leidraad moeten worden gezien. Voor alle afmetingen geldt een tolerantiewaarde van  $\pm 2.5$ mm. Houdt rekening met vijf procent voor het snijden en voor afval bij het berekenen van het aantal benodigde mozaïekmatjes.

## KLEURVARIATIES EN NUANCERING

Zichtbare maar subtiele variaties in nuancering kunnen in veel mozaïeken worden aangetroffen, waaronder uit deze brochure. Een monstertegel biedt dientengevolge geen precieze kleurindicatie. Sommige mozaïekmatjes en individuele tegels kunnen zichtbare maar subtiele variaties in nuancering, kleur en toon bevatten die een inherent eigenschap zijn van dat bepaald product. We raden aan dat u elke doos met mozaïek opent en inspecteert om de consistentie van de nuancering te bevestigen. Selecteer zes willekeurige matjes uit verschillende dozen om te controleren of er verschillen in de nuancering zijn. Voordat u met de betegeling start, raden we aan dat u tijd besteedt aan de verdeling van de nuancering die u het mooist vindt. De verschillen tussen verschillende partijen kunnen zelfs nog groter zijn. We raden u daarom aan om alle tegels tegelijkertijd te bestellen.

## KRASSEN

Glazen en metalen mozaïeken kunnen bekrast raken. We raden een zorgvuldige installatie aan. Verder adviseren we dat mozaïek dat glas en metaal bevat, niet wordt gebruikt op plekken waar het risico op krassen hoog is. Het is belangrijk om een fijnkorrelig of een zandloos voegmiddel te gebruiken om krassen op het oppervlak van glazen en metalen mozaïek te vermijden. Test altijd een klein gebied voor dat u met de installatie begint.

## MOZAÏEK EN RANDEN DIE GEMAAKT ZIJN VAN METAAL, OF DIE METAAL BEVATTEN

Raadpleeg eerst de installatiegids voor meer informatie voordat u mozaïek en randen installeert die gemaakt zijn van metaal, of die metaal bevatten. Het is van essentieel belang dat bij mozaïeken en randen die metaal bevatten alle elektriciteitswerkzaamheden worden uitgevoerd door een bekwam elektricien. Bij het gebruik van metalen mozaïektegels in een elektrische douche is het aangeraden om heel voorzichtig te zijn. Raadpleeg altijd een bekwam elektricien voor u begint.

## INSTALLATIE

We raden ten zeerste aan dat uw tegelzetter deze belangrijke informatie doorleest en tevens de installatiegids ([originalstyle.com/guides](http://originalstyle.com/guides)) doorneemt voordat hij/zij begint met de werkzaamheden. Hierin worden de verschillende stappen voor het plannen, zetten, het afdichten van uw mozaïek volledig uitgelegd en hoe ze jarenlang in optimale conditie kunnen worden gehouden. Neem in geval van twijfel contact op met onze technische afdeling voorafgaand het zetten, aangezien het repareren van onjuist aangebrachte tegels duur kan zijn.

## SNIJDEN VAN MOZAÏEKTEGELS

Het snijden van mozaïek is onvermijdelijk. Raadpleeg eerst de installatiegids voordat u metalen mozaïek probeert te snijden. Metalen mozaïeken kunnen gesneden worden met een water gekoelde tegelsnijder met een normale diamanten mesblad. Houten en kokosnoten mozaïek kunnen met een decoupeerzaag worden gesneden. De juiste veiligheidsmaatregelen moeten altijd in acht worden genomen bij het snijden van mozaïek. Alle persoonlijke beschermingsmiddelen voor handen en ogen moeten worden gebruikt.

## LIJMEN, VOEGMIDDELEN, AFDICHTINGSMIDDELEN

Schenk veel aandacht aan het kiezen van de juiste lijm, voegmiddelen en afdichtingsmiddelen. Lees de aanwijzingen van de producent zorgvuldig door en volg deze altijd op.

We bevelen aan dat u een witte, sneldrogende lijm op basis van cement en latex gebruikt en een zandloos of fijnkorrelig voegmiddel, tenzij hieronder anders vermeld staat of in de beknopte handleiding. Original Style kan kleine krassen op de oppervlakken van het mozaïek niet altijd vermijden, zelfs bij het gebruiken van zandloze voegmiddelen.

Voorafgaand de installatie is het best om een onopvallend deel te testen waarbij alle aanwijzingen van de producent worden opgevolgd.

## ONDERHOUD EN REINIGING

We wijzen u erop dat bepaalde zuurhoudende schoonmaakmiddelen kunnen reageren op sommige mozaïeken in deze brochure en dat ze het karakter hiervan kunnen wijzigen. We bevelen het gebruik van pH-neutrale schoonmaakproducten aan tenzij hieronder anders staat vermeld. Glas: reinig oppervlakken van glasmozaïek met zuiver water en een normaal glasreinigingsmiddel op basis van alcohol. Gebruik een zachte doek om krassen te voorkomen.

Metaal: gebruik warm zeepwater, een vochtige doek en daarna een droge doek. U kunt ook een schoonmaakmiddel voor roestvrij staal gebruiken. Gebruik geen krassende of schurende schoonmaakmiddelen, schuursponsen of bleekwater. Vermijd elk contact tussen roestvrijstaal mozaïek en andere metalen, zoals staalwol, omdat kleine metaaldeeltjes het oppervlak kunnen binnendringen en roestvlekjes kunnen veroorzaken.

Koper: vermijd contact met producten met citroenzuur en fluorwaterstofzuur (zoals zwembadreinigers) omdat deze tot vlekken leiden. Goud: we raden het gebruik van schoonmaakmiddelen op basis van zuur af. Volg de bovenstaande aanwijzingen voor glas op. Iriserende Mozaïeken: vermijd contact met producten die fluorwaterstofzuur bevatten (zoals zwembadreinigers), omdat deze de glans beschadigen.

## VERLICHTING

Het gebruik van een goede verlichting kan uw mozaïek nog mooier maken, vooral als ze regenboogkleurige delen bevatten. We hopen dat de voorbeeldfoto's uit onze brochure u inspireren.

## FOTOGRAFIE

Als gevolg van variaties in studiobelichting en printinkten kunnen de afgebeelde kleuren in deze catalogus enigszins afwijken van die van de daadwerkelijke tegels. Voordat u uw keuze maakt, is het altijd raadzaam om uw Original Style-detailhandelaar te vragen om monsters.

## AANSPRAKELIJKHEIDSBEPERKING

Original Style is niet aansprakelijk voor de verkeerde installatie van zijn tegels. In geval van klachten met betrekking tot de tegels zelf, is de aansprakelijkheid van Original Style, voor zover dit wettelijk is toegestaan, beperkt tot het vervangen van het product of het vergoeden van de kosten van het product en is gevolgschade niet inbegrepen. De tegels moeten worden geïnspecteerd voordat deze worden gezet. Klachten worden niet behandeld nadat de tegels zijn gezet. Klachten moeten binnen zeven werkdagen na ontvangst van de tegels worden ingediend. De tegelafmetingen kunnen enigszins, maar binnen internationaal geaccepteerde standaarden verschillen van de vermelde nominale afmetingen. We wijzen u erop dat de zetting behoort tot het aanvaarden van de hoeveelheid, kleur, structuur, afmetingen en schakering van de tegels. We wijzen u er verder op dat het gebruik van bepaalde schoonmaakproducten op basis van zuur tot een reactie kan leiden bij sommige tegels waardoor het uiterlijk van de tegels zal veranderen. Original Style garandeert dat zijn tegels overeenkomen met hun omschrijving en geschikt zijn voor het beoogde gebruik. Original Style maakt geen andere uitdrukkelijke of impliciete garanties met betrekking tot de geschiktheid van de producten voor bepaalde installaties. We geven geen garanties, uitdrukkelijk of impliciet, ten aanzien van slijtagebestendigheid of onderhoudsmaatregelen. Het is van groot belang dat de instructies van de producent voor voeg- en lijmstoffen worden opgevolgd ten aanzien van hun geschiktheid in combinatie met onze producten. Raadpleeg de leverancier van de voeg- en lijmstoffen van wie u de producten hebt aangekocht in geval van twijfel. Original Style maakt geen beweringen over de geschiktheid voor gebruik van lijm- en voegmiddelen van derde partijen.

# Index by name

Name	Code	Page	Name	Code	Page	Name	Code	Page
Actamira.....	EW-ACTMOS	113	Byzantium Bronze.....	GW-BYZBROMOS	62	Flores.....	GW-FLORES	123
Agra.....	GW-AGRMOS	73	Byzantium Copper.....	GW-BYZCOPMOS	63	Fusilier Brushed.....	EW-FUSBS	77
Alchemy Brick.....	EW-ALCACBB	61	Byzantium Frankincense.....	GW-BYZFRAMOS	110	Fusion Macro.....	EW-FUSMAMOS	78
Alchemy Square.....	EW-ALCAC20	61	Byzantium Gem.....	GW-BYZGEMMOS	66	Fusion Micro.....	EW-FUSMIMOS	78
Aldo.....	EW-ALDMOS	48	Byzantium Gold.....	GW-BYZGLDMOS	66	Galiano Silk.....	GW-GLSPMOS	43
Alluvial.....	GW-ALLMOS	45	Byzantium Jewel.....	GW-BYZJEWAMOS	115	Garibaldi.....	GW-GRBMOS	109
Almoutala.....	GW-ALMMOS	52	Byzantium Myrrh.....	GW-BYZMYRMOS	125	Genie.....	GW-GENMOS	101
Altai Polished.....	EW-ALTPB	155	Byzantium Platinum.....	GW-BYZPLAMOS	72	Giallo 2.3.....	EW-VMGIALLO	144
Amar.....	EW-AMAMOS	118	Byzantium Treasure.....	GW-BYZTREMOS	93	Gibson.....	EW-ATGIB	154
Amboseli.....	EW-ABSMOS	122	Caribbean.....	GW-CARMOS	96	Gold Pearl.....	EW-GPLMOS	56
Amnesia.....	GW-AMNMOS	115	Caribou.....	EW-CARHB	155	Gold Pearl Brickbond.....	EW-GPLBMMOS	56
Angami.....	EW-AGMMOS	124	Carinthia.....	GW-CRAMOS	116	Golden Nugget.....	EW-GNUMOS	69
Arctic.....	GW-ARTMOS	41	Cascade Natural.....	GW-CSNPMOS	83	Golden Spur.....	GW-GDSMOS	48
Arctic Brickbond.....	GW-ARTMOSBBC	41	Cascade Silk.....	GW-CSPMOS	83	Golpo.....	EW-GOLMOS	45
Ardes.....	CS-ARDMOS	135	Caspar.....	GW-CASHEXMOS	128	Grace Shell.....	EW-GRCMOS	55
Ares.....	GW-AREMOS	77	Cavalier Brushed.....	EW-CAVBBS	76	Green Balihai.....	EW-BALIHAI2	150
Artillery Brushed.....	EW-ARTBPR	77	Cedar Ridge.....	GW-CDRMOS	57	Green Balihai Border.....	EW-BALIHAI2	155
Ashanti.....	GW-ASHMOS	106	Ceylon.....	EW-CEYMOS	43	Grisaille 1.0.....	EW-VMGRIG1	139
Astral Copper.....	EW-ASTCPMOS	63	Chad.....	GW-CHAMOS48T	98	Guyot Natural.....	GW-GYNPMOS	118
Astral Silver.....	EW-ASTSLMOS	75	Chakra.....	GW-CHAMOS	114	Guyot Silk.....	GW-GVSPMOS	118
Athabasca.....	GW-ATHMOST	106	Chanda.....	GW-CHNHXMOS	57	Hades.....	GW-HADMOS	68
Athenian Braid Black.....	EW-ATBRAIDB	154	Chennai.....	EW-CHEMOS	91	Harmony.....	GW-HARMOS	45
Athenian Braid Travertine.....	EW-ATBRAIDT	154	Chesapeake Clear.....	GW-CHEMOSOFCF	99	Harvey Wallbanger.....	GW-HVWMOS	101
Athenian Diamond Black.....	EW-ATHDIAB	154	Chi.....	GW-CHIMOS	101	Hatteras Clear.....	GW-HATMOSOFCF	96
Athenian Diamond Noce.....	EW-ATHDIAN	154	Chic Botticino Polished.....	EW-VMCHICBOTT	140	Helmi.....	GW-HELMOS	109
Athenian Interlocking Noce.....	EW-ATHINTN	154	Chrysler.....	EW-CYSMOS	79	Heney Silk.....	GW-HYSPMOS	45
Athenian Quadrant Black.....	EW-ATQUADB	154	Chumu.....	EW-CHUMOS	116	Herald.....	EW-HERMOS	128
Athenian Quadrant Travertine.....	EW-ATQUADT	154	Classic Octagon and Dot.....	CS-OCTDOT	132	Highlander Polished & Brushed.....	EW-HIGBW	76
Athenian Rope Black.....	EW-ATROPEB	154	Cochin.....	GW-CCHHEXMOS	58	Horizon.....	GW-HORMOS	123
Athenian Rope Black Corner.....	EW-ATROPEBC	154	Coral.....	GW-CRLMOS	113	Hotat.....	EW-HOTMOS	50
Athenian Scroll Black.....	EW-ATSCROLLB	154	Cotopaxi.....	GW-COTMOS	110	Huascaran.....	GW-HSRMOS	38
Athenian Scroll Black Corner.....	EW-ATSCROLLBC	154	Crema 1.0.....	EW-VMCREMA1	140	Hudson Clear.....	GW-HUDMOSOFCF	96
Atlantic.....	GW-ATLMOS	87	Crema 2.3.....	EW-VMCREMA	140	Huron Clear Random Pattern.....	GW-HURMOSR	94
Aura.....	GW-AUAMOS	51	Crema 4.8.....	EW-VMCREMA48	141	Huron Frosted Random Pattern.....	GW-HURMOSRF	94
Aurelio.....	EW-AURMOS	61	Crema Chipped Edge 2.3.....	EW-VMCREMACE	140	Hussar Brushed.....	EW-HUSB23	76
Autumn Haze.....	GW-AUTMOS	49	Crema Pentagon 4.8.....	EW-VMCRPENT48	141	Ibiza.....	CS-IBIMOS	135
Axum.....	GW-AXUMOS	73	Cretaceous.....	GW-CREMOS	58	Ice.....	GW-ICERRMOS	37
Azahar.....	EW-VMAZAT30	147	Crypto Large Hexagon.....	EW-CYLHEXMOS	153	Illampu.....	GW-ILPMOS	98
Aztec.....	EW-AZTMOS	129	Crypto Random.....	EW-CYRNDMOS	153	Illusion.....	GW-ILSMOS	37
Banana Daiquiri.....	GW-BNDMOS	37	Crypto Small Hexagon.....	EW-CYSHXMOS	153	Imphal.....	EW-IMPMMOS	58
Barcelona.....	GW-BRCMOS	45	Crystal Blue.....	GW-CRYMOS	89	Inca.....	GW-INCMOS	69
Baring.....	GW-BARMOS	116	Cuirassier Brushed Black.....	EW-CURBB	124	Inca Gold 15.....	EW-INGMOS15	66
Basketweave.....	CS-BSKMOS	132	Cuirassier Brushed Steel.....	EW-CURBS	76	Inca Gold 23.....	EW-INGMOS23	66
Basketweave (black with white dot).....	EW-BSKBLACK	150	Cumulus 4.8 Hexagon.....	EW-CUMUMOS	139	Indus Clear.....	GW-INDMOSOFCF	127
Basketweave (white with black dot).....	EW-BSKWHITE	149	Czars Delight.....	GW-CZDMOS	49	Innocence Shell.....	EW-INNMOS	34
Basu.....	EW-BASMOS	119	Dappled Sky.....	EW-DAPMOS	89	Ivory Samoa.....	EW-SAMO2	142
Battalion Brushed.....	EW-BATB47	76	Dawn.....	GW-DWNMOS	65	Ivory Samoa Border.....	EW-SAMO2	155
Batu.....	GW-BATMOS	91	Delta Black.....	EW-DLBLKMOS	152	Jade 2.3.....	EW-VMJADE	152
Beaufort.....	GW-BEAMOS	123	Delta Grey.....	EW-DLGRMOS	152	Jager.....	GW-JAGDLMOS	117
Beige Hawaii.....	EW-HAWAI13	142	Delta White.....	EW-DLWHMOS	139	Jai.....	EW-JAIMOS	47
Beige Hawaii Border.....	EW-HAWAI1B3	155	Desire.....	EW-DESMOS	63	Jaipur.....	GW-JIPHEXMOS	89
Beryl.....	GW-BERRRMOS	94	Dias.....	EW-DASMOS	126	Jalapa.....	GW-JALMOS	98
Bianco 1.0.....	EW-VMBIANCO	138	Discovery.....	GW-DSCMOS	58	Java.....	GW-JAVMOS	93
Bihar.....	GW-BIHMOS	129	Dispur.....	GW-DISHEXMOS	52	Jerusalem Gold 2.3.....	EW-VMJGOLD	144
Bijou.....	GW-BIJMOS	106	Divine.....	GW-DIVMOS	50	Jerusalem Gold 4.8.....	EW-VMJGOLD48	144
Biscay Clear Offset.....	GW-BCMOSOFCF	89	Donegal Clear Offset.....	GW-DONMOSOFCF	106	Jerusalem Gold Basketweave.....	EW-VMJGOLD	144
Black and White Honeycomb.....	CS-HNYCOMWB	133	Dream.....	GW-DREMOS	114	John Collins.....	GW-JNCMOS	85
Black Large Honeycomb.....	GW-HNYBLKLG	133	Eastern Light.....	GW-EASMOS	66	Jordan Clear Offset.....	GW-JORMOSOFCF	105
Black Link.....	EW-BKLMOS	124	Eden.....	GW-EDEMOS	89	Jules Verne.....	EW-JUVEP	78
Black/Crema Octagon.....	EW-VMBLKOCT	148	Eiger.....	GW-EIGMOS	114	Jungfrau.....	GW-JUNMOS	126
Blue Heaven.....	GW-BLHMOS	85	El Divino.....	GW-EDIMOS	75	Jungfrau Brickbond.....	GW-JUNBB	126
Blue Octagon & Dot.....	CS-OCTDOTBL	132	El Dorado.....	GW-ELDMOS	85	Juvela.....	GW-JUVMOS	83
Bohemia.....	GW-BOHMOS	128	Elbert.....	GW-EBTMOS	85	Kamet.....	GW-KAMMOS	91
Bora Bora.....	EW-BORA2	150	Elgon.....	GW-EGNMOS	50	Kandahar.....	GW-KANMOS	119
Bora Bora Border.....	EW-BORAB2	155	Emperor.....	GW-EPRMOS	53	Kara.....	GW-KARMOS	105
Borneo.....	GW-BORNEO	97	Empire.....	EW-EMPMOS	63	Karisimbi.....	GW-KRMOS	41
Borrega.....	EW-BRRB	155	Eos.....	GW-EOSMOS	38	Karma.....	GW-KRAMOS	114
Breeze.....	GW-BRZMOS	71	Escalante Honed.....	EW-ESCHB	155	Katinka.....	GW-KTKMOS	110
Brickbond Beige.....	EW-VMBBGE	141	Escalante Polished.....	EW-ESCPB	155	Kauai.....	GW-KAUBMOS	125
Brickbond Botticino Tumbled.....	EW-VMBBBOTTOM	140	Ethereal.....	GW-ETHMOS	62	Kerala.....	GW-KERHEXMOS	124
Brickbond Crema.....	EW-VMBBCREMA	140	Etna.....	GW-ETNMOS	101	Khois.....	EW-KHOMOS	121
Brickbond Crema Travertine Tumbled.....	EW-VMBBCREMAM	140	Evening Glow.....	GW-EVGMOS	98	Kinabalu.....	GW-KINMOS	83
Brickbond Nero Tumbled.....	EW-VMBBNEROM	152	Everest.....	GW-EVEMOS	39	Klondike.....	GW-KLOMOS	52
Brickbond Noce Tumbled.....	EW-VMBBNOCEM	145	Exti.....	EW-EXTMOS	45	Kobushi.....	GW-KOBMOS	62
Brickbond Pearl.....	EW-PRLMOSBB	34	Fan Honey.....	EW-VMFANH	144	Kohar.....	GW-KOHMOS	98
Bullion.....	GW-BULMOS	65	Fantale.....	GW-FNTMOS	86	Kolkata.....	EW-KOLMOS	51
Butajira.....	GW-BTJMOS	111	Fantasy.....	GW-FANMOS	83	Komati.....	GW-KOMMOS	98
Byzantium Amber.....	GW-BYZAMBOS	62	Ferro.....	EW-FERMOS	124	Kongur.....	GW-KNGMOS	41




Name	Code	Page	Name	Code	Page	Name	Code	Page
Kumta	GW-KMTHXMOS	58	Origin Beige	EW-ORBGMS	142	Spiral Black	EW-SPBLKMS	152
Labrador	GW-LABMOS	122	Origin Brown	EW-ORBRMS	146	Spiral Grey	EW-SPGRMS	146
Lafayette Pearl	GW-LFPPMOS	44	Origin Dark Grey	EW-ORDGRMS	152	Spiral Noce Black	EW-VMNOCESP	146
Lafayette Silk	GW-LFSPMOS	44	Origin Grey	EW-ORGRMS	138	Spirit	GW-SPIMOS	95
Lancer Brushed	EW-LANB2X3	76	Orla	EW-ORLMS	65	Splendour	GW-SPLMS	115
Latouche Natural	GW-LTNPMS	47	Ottone	EW-OTTMOS	61	Splitface Beige	EW-VMSFBGE	142
Latouche Silk	GW-LTSPMOS	47	Pacha	GW-PCHMS	126	St Elias	GW-STEMOS	109
Lega	EW-LEGMOS	76	Pacific	GW-PACMS	87	Stellar	EW-STLMS	66
Leso	EW-LESMOS	118	Pagai	GW-PAGMS	92	Stratus Basketweave	EW-STRMS	138
Levantine Ivory Splitface	EW-LIVSFMOS	144	Pamplona	GW-PAMMS	116	Sukai	GW-SUKMS	129
Lial	EW-LIAMOS	118	Panaji	GW-PJIHEXMS	73	Sumatra	GW-SUMATRA	51
Ligurian	GW-LIGMS	106	Paparazzi	GW-PAPMSR	68	Sunset Special	GW-SNSMS	101
Likau (8 sheets)	GW-LIKPAN	81	Paragon	GW-PARDLMS	113	Superior	GW-SUPMOST	95
Lombok	GW-LOMMOS	47	Patna	GW-PATMS	125	Superior	GW-SUPMOS48T	95
Lopeui	GW-LPEMS	86	Peace	GW-PEAMS	39	Superior Brickbond	GW-SUPMOSBBT	94
Lust	EW-LUSMS	106	Pearl Shell	EW-PRLMS	34	Superior Clear Brickbond	GW-SUPMOSBBC	94
Maasai Mara	EW-MAAMOS	122	Perla Large Hexagon	EW-PRLHMS	141	Surprise	GW-SPRMS	113
Madalena Polished	EW-MDLPB	155	Perugia 2.3	EW-VMPEP23	147	Tahoe	GW-TAHMOST	93
Magalia	GW-MAGMS	89	Perugia 4.8	EW-VMPEP48	147	Taj	GW-TAJMS	73
Mambo	GW-MAMMS	127	Phoenicia	GW-PHOMOS	82	Tanganyika Clear Random Pattern	GW-TGKMOSR	51
Mandalay	GW-MNDMS	62	Pink Panther	GW-PPAMOS	109	Taupo Stripe	GW-TPOMOS	39
Manitoba	GW-MANMOST	99	Poona	GW-PNAHEXMS	125	Tekari	GW-TEKMS	71
Margarita	GW-MGRMS	109	Postojna	EW-POSMOS	47	Telstar	EW-TLSMS	66
Marmo	CS-MMOMOS	42	Powell	GW-POWMOST	93	Tequila Sunrise	GW-TQSMOS	102
Marsabit (8 sheets)	GW-MRBPAN	81	Pradesh	GW-PRAMS	122	Theia	GW-THIMOS	47
Mauna Kea	GW-MAUMOS	87	Prague	GW-PRGMS	49	Torcello White	GW-TORHEXMS	43
Mayan	EW-MAYMS	69	Precious	GW-PREMS	68	Torque	EW-TORMOS	75
Mazatlan Honed	EW-MAZHB	155	Purity	EW-PURMS	34	Torus Beige	EW-TORBGMS	142
Mazatlan Polished	EW-MAZPB	155	Quail Maui	EW-MAUI2	150	Torus Silver	EW-TORSMS	138
Medak	GW-MDKHEXMS	97	Quail Maui Border	EW-MAUIB2	155	Toubkal	GW-TKLMOS	111
Medina	GW-MDNMS	65	Raipur	GW-RAIMOS	125	Tousside	GW-TSSMS	122
Mediterranean	GW-MEDMS	96	Rakaposhi	GW-RAKMS	121	Tranquility	GW-TRAMOS	86
Mellow	GW-MELMS	115	Rakoram	GW-RKOMOS	121	Trend Mica Polished	EW-TRENDMIC	146
Menegai (8 sheets)	GW-MENPAN	81	Reflection	GW-RFLMS	65	Trend Noce Honed	EW-TRENDNOCE	145
Meseta	EW-ATMS	154	Rena	GW-RENMOS	119	Trend Sorrento Polished	EW-TRENDSOR	142
Milk Pearl	GW-MKPPMOS	37	Ripple	GW-RPLMS	92	Tuwana	EW-TUWMS	128
Milk Silk	GW-MKSPMOS	44	Rodio	EW-RODMOS	79	Ultimo Shell	GW-UMSMS	38
Ming	CS-MINMOS	82	Rois	EW-ROIMOS	43	Utopia	GW-UTOMOS	105
Minoan	EW-MINMOS	69	Ruby Falls	GW-RBYMS	51	Valen	GW-VALMS	75
Mists	GW-MISMOS	71	Sadiola	GW-SADMS	98	Vatukoula	GW-VGMMOS	126
Mixed Travertine 2.3	EW-VMTM23	144	Safira	GW-SAFMS	85	Velvet Bloom	GW-VTBMOS	105
Mixed Travertine 4.8	EW-VMTM48	144	San Felipe	GW-SFPMS	52	Venetia	GW-VNTMOS	128
Modesty Shell	EW-MDYMS	56	Santa Ana	GW-SNTMS	52	Victoria Brickbond	GW-VCTMOSBBT	99
Mogao	EW-MOGMS	118	Saratoga	GW-SARMS	87	Victoria Clear Brickbond	GW-VCTMOSBBC	99
Mont Blanc	GW-MBLMS	39	Savoy	GW-SAVHEXMS	128	Viedo	GW-VIEMOS	118
Monte Cristo	GW-MOCMS	87	Schwan Natural	GW-SCNPMS	83	Vista	GW-VSTMOS	66
Moonbeam Penny Round	CS-PRMOON	132	Schwan Silk	GW-SCSPMS	92	Volga Frosted Offset	GW-VOLMOSOFF	91
Moonlight	GW-MLTMS	87	Selene	GW-SELMOS	47	Volta	GW-VTAMOS48T	90
Morij	EW-MRJMOS	106	Seneca	GW-SNCMS	53	Volta Brickbond	GW-VTAMOSBBT	90
Morning Dew	GW-MRDMOS	111	Sequoia	GW-SEQMS	98	Volta Clear & Frosted Random Pattern	GW-VTAMOSRM	90
Morning Sun	GW-MORMOS	47	Seram	GW-SRRMS	101	Volta Clear Brickbond	GW-VTAMOSBBC	90
Mother of Pearl	EW-PARMS	55	Serene	GW-SREMS	114	Volta Clear Random Pattern	GW-VTAMOSR	90
Mother of Pearl Dark Brickbond	EW-MOPDBBMS	55	Serene	GW-SERMOS	101	Volta Frosted Random Pattern	GW-VTAMOSRF	90
Mother of Pearl Light Brickbond	EW-MOPLBBMS	55	Serpentine Natural	GW-SPNPMS	49	Weisshorn	GW-WEIMOS	85
Murano Grey	GW-MRNHEXMS	117	Serpentine Silk	GW-SPSPMS	49	White Honeycomb	CS-HNYCOMM	133
Muztag	GW-MUZMS	96	Sevier	EW-ATSEV	154	White Lady	GW-WLYMS	37
Naga	EW-NGAMOS	58	Shadow	GW-SHDMOS	72	White Large Honeycomb	CS-HNYWHTLG	133
Namib	EW-ATNAM	154	Shala	GW-SHLMOS	48	White Octagon 10	EW-VMOCTW10	148
Napoli Clear Offset	GW-NAPMOSOFF	106	Shanir	EW-SHAMOS	116	White Octagon 4.8	EW-VMOCTW48	148
Nares Brickbond	EW-NARBBMS	139	Shard	EW-SHRMS	79	White Pearl Herringbone	EW-WPHERMS	35
Nares Hexagon	EW-NARHXMS	139	Shimmer	GW-SHMMOS	71	White Pearl Hexagon	EW-WPHEXMS	35
Nares Running Brick	EW-NARRBMS	139	Shoreline	GW-SLNMOS	82	White Pearl Lozenge	EW-WPLOZMS	35
Negra Black Splitface	EW-NEGSFMOS	152	Sierra	GW-SRAMOS	53	Whitney	GW-WHIMOS	37
Neve Linear	EW-NEVMOS	138	Silurian	GW-SILMS	49	Willis	EW-WILMS	79
Nimbus Basketweave	EW-NIMMOS	138	Silver Link	EW-SVLMOS	77	Winnipeg	GW-WINMOST	122
Nirvana	GW-NIRMS	115	Silver Nugget	EW-SNUMOS	75	Yuma Honed	EW-YMAHB	155
Noce 1.0	EW-VMNOCE1	145	Silvermoon Pearl	GW-SLPPMS	118	Zama Polished	EW-ZAMPB	155
Noce 2.3	EW-VMNOCE	145	Silvermoon Silk	GW-SLSPMS	118	Zamo	GW-ZAMMS	62
Noce 4.8	EW-VMNOCE48	145	Singapore Sling	GW-SISMOS	106	Zao	GW-ZAOMOS	102
Noce Chipped Edge 2.3	EW-VMNOCECE	145	Singer	EW-SNGMS	79	Zenith Copper	EW-ZENCPMS	62
Oasis	GW-OASMS	93	Small Brickbond Crema Travertine Tumbled	EW-VMCREMARECT	140	Zenith Silver	EW-ZENSLMS	75
Obsession	EW-OBMS	115	Smokey Ridge	GW-SKRMOS	127	Zircon	GW-ZIRRRMS	117
Octagon and Dot Blue	CS-OCTDOTBL	132	Solitaire	GW-SLTLMS	94			
Okhotsk (sparkle)	GW-OKHMOS	73	Sonoan Honed	EW-SONHB	155			
Ontario	GW-ONTMOST	93	Sorrento 2.3	EW-VMSORP23	142			
Onya	EW-ONYMS	41	Sorrento 4.8	EW-VMSORP48	142			
Opulence	EW-OPUMOS	63	Spectre	GW-SPEMOS	116			
Orabella	EW-ORAMOS	61	Sphere	GW-SPHMOS	71			


# Index by code

Code	Name	Page
CS-ARDMOS	Ardes	135
CS-BSKMOS	Basketweave	132
CS-HNYBLKLG	Black Large Honeycomb	133
CS-HNYCOMW	White Honeycomb	133
CS-HNYCOMWB	Black and White Honeycomb	133
CS-HNYWHTLG	White Large Honeycomb	133
CS-IBIMOS	Ibiza	135
CS-MINMOS	Ming	82
CS-MMOMOS	Marmo	42
CS-OCTDOT	Classic Octagon and Dot	132
CS-OCTDOTBL	Blue Octagon & Dot	132
CS-PRMOON	Moonbeam Penny Round	132
EW-ABSMOS	Amboseli	122
EW-ACTMOS	Actamira	113
EW-AGMMOS	Angami	124
EW-ALCAC20	Alchemy Square	61
EW-ALCACBB	Alchemy Brick	61
EW-ALDMOS	Aldo	48
EW-ALTPB	Altai Polished	155
EW-AMAMOS	Amar	118
EW-ARTBPR	Artillery Brushed	77
EW-ASTCPMOS	Astral Copper	63
EW-ASTSLMOS	Astral Silver	75
EW-ATBRAIDB	Athenian Braid Black	154
EW-ATBRAIDT	Athenian Braid Travertine	154
EW-ATGIB	Gibson	154
EW-ATHDIAB	Athenian Diamond Black	154
EW-ATHDIAN	Athenian Diamond Noce	154
EW-ATHINTN	Athenian Interlocking Noce	154
EW-ATMES	Meseta	154
EW-ATNAM	Namib	154
EW-ATQUADB	Athenian Quadrant Black	154
EW-ATQUADT	Athenian Quadrant Travertine	154
EW-ATROPEB	Athenian Rope Black	154
EW-ATROPEBC	Athenian Rope Black Corner	154
EW-ATSCROLLB	Athenian Scroll Black	154
EW-ATSCROLLBC	Athenian Scroll Black Corner	154
EW-ATSEV	Sevier	154
EW-AURMOS	Aurelio	61
EW-AXUMOS	Axum	73
EW-AZTMOS	Aztec	129
EW-BALIHAI2	Green Bali Hai	150
EW-BALIHAI2	Green Bali Hai Border	155
EW-BASMOS	Basu	119
EW-BATB47	Battalion Brushed	76
EW-BKLMOS	Black Link	124
EW-BORA2	Bora Bora	150
EW-BORAB2	Bora Bora Border	155
EW-BRRB	Borrega	155
EW-BSKBLACK	Basketweave (black with white dot)	150
EW-BSKWHITE	Basketweave (white with black dot)	149
EW-CARHB	Caribou	155
EW-CAVBBB	Cavalier Brushed	76
EW-CEYMOS	Ceylon	47
EW-CHEMOS	Chennai	51
EW-CHUMOS	Chumu	116
EW-CMUMOS	Cumulus 4.8 Hexagon	139
EW-CURBB	Cuirassier Brushed Black	124
EW-CURBS	Cuirassier Brushed Steel	76
EW-CYLHXMOS	Crypto Large Hexagon	153
EW-CYRNDMOS	Crypto Random	153
EW-CYSHXMOS	Crypto Small Hexagon	153
EW-CYSMOS	Chrysler	79
EW-DASMOS	Dias	126
EW-DESMOS	Desire	63
EW-DLBLKMOS	Delta Black	152
EW-DLGRMOS	Delta Grey	146
EW-DLWHMOS	Delta White	139
EW-EMPMOS	Empire	63
EW-ESCHB	Escalante Honed	155
EW-ESCPB	Escalante Polished	155
EW-EXTMOS	Exti	45
EW-FERMOS	Ferro	124
EW-FUSBS	Fusilier Brushed	77
EW-FUSMAMOS	Fusion Macro	78
EW-FUSMIMOS	Fusion Micro	78
EW-GNUMOS	Golden Nugget	69
EW-GOLMOS	Golpo	45
EW-GPLBBMOS	Gold Pearl Brickbond	56
EW-GPLMOS	Gold Pearl	56
EW-GRCMOS	Grace Shell	55
EW-HAWAI13	Beige Hawaii	142
EW-HAWAI1B3	Beige Hawaii Border	155
EW-HERMOS	Herald	128
EW-HIGBW	Highlander Polished & Brushed	76
EW-HOTMOS	Hotat	50
EW-HUSB23	Hussar Brushed	76
EW-IPPMOS	Imphal	58
EW-INCMOS	Inca	69
EW-INGMOS15	Inca Gold 15	66
EW-INGMOS23	Inca Gold 23	66
EW-INNMOS	Innocence Shell	34
EW-JAIMOS	Jai	47
EW-JUVEP	Jules Verne	78
EW-KAUBBMOS	Kauali	125
EW-KHOMOS	Khois	121
EW-KOLMOS	Kolkata	51
EW-LANB2X3	Lancer Brushed	76
EW-LEGMOS	Lega	76
EW-LESMOS	Leso	118
EW-LIAMOS	Lial	118
EW-LIVSFMOS	Levantine Ivory Splitface	144
EW-LUSMOS	Lust	106
EW-MAAMOS	Maasai Mara	122
EW-MAUI2	Quail Maui	150
EW-MAUIB2	Quail Maui Border	155
EW-MAYMOS	Mayan	69
EW-MAZHB	Mazatlan Honed	155
EW-MAZPB	Mazatlan Polished	155
EW-MDLPB	Madalena Polished	155
EW-MDMOS	Modesty Shell	56
EW-MINMOS	Minoan	69
EW-MOGMOS	Mogao	118
EW-MOPDBBMOS	Mother of Pearl Dark Brickbond	55
EW-MOPLBBMOS	Mother of Pearl Light Brickbond	55
EW-MRJMOS	Morij	106
EW-NARBBMOS	Nares Brickbond	139
EW-NARHXMOS	Nares Hexagon	139
EW-NARRBMOS	Nares Running Brick	139
EW-NEGSFMOS	Negra Black Splitface	152
EW-NEVMOS	Neve Linear	138
EW-NGAMOS	Naga	58
EW-NIMMOS	Nimbus Basketweave	138
EW-OBSMOS	Obsession	115
EW-ONYMOS	Onya	41
EW-OPUMOS	Opulence	63
EW-ORAMOS	Orabella	61
EW-ORBGMOS	Origin Beige	142
EW-ORBRMOS	Origin Brown	146
EW-ORDGRMOS	Origin Dark Grey	152
EW-ORGRMOS	Origin Grey	138
EW-ORLMOS	Orla	65
EW-OTTMOS	Otone	61
EW-PARMOS	Mother of Pearl	55
EW-POSMOS	Postojna	47
EW-PRLHMOS	Perla Large Hexagon	141
EW-PRLMOS	Pearl Shell	34
EW-PRLMOSBB	Brickbond Pearl	34
EW-PURMOS	Purity	34
EW-RODMOS	Rodio	79
EW-ROIMOS	Rois	43
EW-SAMO2	Ivory Samoa	142
EW-SAMOAB2	Ivory Samoa Border	155
EW-SHAMOS	Shanir	116
EW-SHRMOS	Shard	79
EW-SNGMOS	Singer	79
EW-SNUMOS	Silver Nugget	75
EW-SONHB	Sonoan Honed	155
EW-SPBLKMOS	Spiral Black	152
EW-SPGRMOS	Spiral Grey	146
EW-STLMOS	Stellar	66
EW-STRMOS	Stratus Basketweave	138
EW-SVLMOS	Silver Link	77
EW-TLSMOS	Telstar	66
EW-TORBGMOS	Torus Beige	142
EW-TORMOS	Torque	75
EW-TORSLMOS	Torus Silver	138
EW-TRENDMIC	Trend Mica Polished	146
EW-TRENDNOCE	Trend Noce Honed	145
EW-TRENDSOR	Trend Sorrento Polished	142
EW-TUWMOS	Tuwana	128
EW-VMZAT30	Azaha	147
EW-VMBB2BEIGE	Brickbond Beige	141
EW-VMBB2BOTTM	Brickbond Botticino Tumbled	140
EW-VMBB2CREMA	Brickbond Crema	140
EW-VMBB2CREMAM	Brickbond Crema Travertine Tumbled	140
EW-VMBB2NEROM	Brickbond Nero Tumbled	152
EW-VMBB2NOCEM	Brickbond Noce Tumbled	145
EW-VMBIANCO	Bianco 1.0	138
EW-VMBJGOLD	Jerusalem Gold Basketweave	144
EW-VMBLKCOCT	Black/Crema Octagon	148
EW-VMCHICBOTT	Chic Botticino Polished	140
EW-VMCREMA	Crema 2.3	140
EW-VMCREMA1	Crema 1.0	140
EW-VMCREMA48	Crema 4.8	141
EW-VMCREMACE	Crema Chipped Edge 2.3	140
EW-VMCREMARECT	Small Brickbond Crema Travertine Tumbled	140
EW-VMCRPENT48	Crema Pentagon 4.8	141
EW-VMFANH	Fan Honey	144
EW-VMGIALLO	Giallo 2.3	144
EW-VMGRIG1	Grisaille 1.0	139
EW-VMJADE	Jade 2.3	152
EW-VMJGOLD	Jerusalem Gold 2.3	144
EW-VMJGOLD48	Jerusalem Gold 4.8	144
EW-VMNOCE	Noce 2.3	145
EW-VMNOCE1	Noce 1.0	145
EW-VMNOCE48	Noce 4.8	145
EW-VMNOCECE	Noce Chipped Edge 2.3	145
EW-VMNOCESP	Spiral Noce Black	146
EW-VMOCTW10	White Octagon 1.0	140
EW-VMOCTW48	White Octagon 4.8	148
EW-VMPERP23	Perugia 2.3	147
EW-VMPERP48	Perugia 4.8	147
EW-VMSFBEIGE	Splitface Beige	142
EW-VMSORP23	Sorrento 2.3	142
EW-VMSORP48	Sorrento 4.8	142
EW-VMTM23	Mixed Travertine 2.3	144
EW-VMTM48	Mixed Travertine 4.8	144
EW-WILMOS	Willis	79
EW-WPHERMOS	White Pearl Herringbone	35
EW-WPHEXMOS	White Pearl Hexagon	35
EW-WPLOZMOS	White Pearl Lozenge	35
EW-YMAHB	Yuma Honed	155
EW-ZAMPB	Zama Polished	155
EW-ZENCPMOS	Zenith Copper	62
EW-ZENSLMOS	Zenith Silver	75
GW-AGRMOS	Agra	73
GW-ALLMOS	Alluvial	45
GW-ALMMOS	Almoutala	52
GW-AMNMOS	Amnesia	115
GW-AREMOS	Ares	71
GW-ARTMOS	Arctic	41
GW-ARTMOSBBC	Arctic Brickbond	41
GW-ASHMOS	Ashanti	106
GW-ATHMOST	Athabasca	106
GW-ATLMOS	Atlantic	87
GW-AUAMOS	Aura	51
GW-AUTMOS	Autumn Haze	49
GW-BARMOS	Baring	116
GW-BATMOS	Batu	91
GW-BCMOSOFFC	Biscay Clear Offset	89
GW-BEAMOS	Beaufort	123
GW-BERRRMOS	Beryl	94
GW-BIHMOS	Bihar	129
GW-BIJMOS	Bijou	106
GW-BLHMOS	Blue Heaven	85
GW-BNDMOS	Banana Daiquiri	37
GW-BOHMOS	Bohemia	128
GW-BORNEO	Borneo	97
GW-BRCMOS	Barcelona	45

Code	Name	Page	Code	Name	Page	Code	Name	Page
GW-BRZMOS	Breeze	71	GW-JNCMOS	John Collins	85	GW-SADMOS	Sadiola	98
GW-BTJMOS	Butajira	111	GW-JORMOSOFFC	Jordan Clear Offset	105	GW-SAFMOS	Safira	85
GW-BULMOS	Bullion	65	GW-JUNBB	Jungfrau Brickbond	126	GW-SARMOS	Saratoga	87
GW-BYZAMBOS	Byzantium Amber	62	GW-JUNMOS	Jungfrau	126	GW-SAVHEXMOS	Savoy	128
GW-BYZBROMOS	Byzantium Bronze	62	GW-JUVMOS	Juvela	83	GW-SCNPMOS	Schwan Natural	83
GW-BYZCOPMOS	Byzantium Copper	63	GW-KAMMOS	Kamet	91	GW-SCSPMOS	Schwan Silk	92
GW-BYZFRAMOS	Byzantium Frankincense	110	GW-KANMOS	Kandahar	119	GW-SELMOS	Selene	47
GW-BYZGDMOS	Byzantium Gem	66	GW-KARMOS	Kara	105	GW-SEQMOS	Sequoia	98
GW-BYZGLDMOS	Byzantium Gold	66	GW-KERHEXMOS	Kerala	124	GW-SERMOS	Serene	101
GW-BYZJEWEMOS	Byzantium Jewel	115	GW-KINMOS	Kinabalu	83	GW-SFPMOS	San Felipe	52
GW-BYZMYRMOS	Byzantium Myrrh	125	GW-KLOMOS	Klondike	52	GW-SHDMOS	Shadow	72
GW-BYZPLAMOS	Byzantium Platinum	72	GW-KMTHHEXMOS	Kumta	58	GW-SHLMOS	Shala	48
GW-BYZTREMOS	Byzantium Treasure	93	GW-KNGMOS	Kongur	41	GW-SHMMOS	Shimmer	71
GW-CARMOS	Caribbean	96	GW-KOBMOS	Kobushi	62	GW-SILMOS	Silurian	49
GW-CASHEXMOS	Caspar	128	GW-KOHMOS	Kohar	98	GW-SISMOS	Singapore Sling	106
GW-CCHHEXMOS	Cochin	58	GW-KOMMOS	Komati	98	GW-SKRMOS	Smokey Ridge	127
GW-CDRMOS	Cedar Ridge	53	GW-KRAMOS	Karma	114	GW-SLNMOS	Shoreline	82
GW-CHAMOS	Chakra	114	GW-KRMMOS	Karisimbi	41	GW-SLPPMOS	Silvermoon Pearl	118
GW-CHAMOS48T	Chad	98	GW-KTKMOS	Katinka	110	GW-SLSPMOS	Silvermoon Silk	118
GW-CHEMOSOFFC	Chesapeake Clear	99	GW-LABMOS	Labrador	122	GW-SLTLDMOS	Solitaire	94
GW-CHIMOS	Chi	101	GW-LFPPMOS	Lafayette Pearl	44	GW-SNCMOS	Seneca	53
GW-CHNHHEXMOS	Chanda	97	GW-LFSPMOS	Lafayette Silk	44	GW-SNSMOS	Sunset Special	101
GW-COTMOS	Cotopaxi	110	GW-LIGMOS	Ligurian	106	GW-SNTMOS	Santa Ana	52
GW-CRAMOS	Carinthia	116	GW-LIKPAN	Likau (8 sheets)	81	GW-SPEMOS	Spectre	116
GW-CREMOS	Cretaceous	58	GW-LOMMOS	Lombok	47	GW-SPHMOS	Sphere	71
GW-CRLMOS	Coral	113	GW-LPEMOS	Lopeui	86	GW-SPIMOS	Spirit	95
GW-CRYMOS	Crystal Blue	89	GW-LTNPMOS	Latouche Natural	47	GW-SPLMOS	Splendour	115
GW-CSNPMOS	Cascade Natural	83	GW-LTSPMOS	Latouche Silk	47	GW-SPNPMOS	Serpentine Natural	49
GW-CSSPMOS	Cascade Silk	83	GW-MAGMOS	Magalia	89	GW-SPRMOS	Surprise	113
GW-CZDMOS	Czars Delight	49	GW-MAMMOS	Mambo	127	GW-SPSPMOS	Serpentine Silk	49
GW-DAPMOS	Dappled Sky	89	GW-MANMOST	Manitoba	99	GW-SRAMOS	Sierra	53
GW-DISHEXMOS	Dispur	58	GW-MAUMOS	Mauna Kea	87	GW-SREMOS	Serene	114
GW-DIVMOS	Divine	50	GW-MBLMOS	Mont Blanc	39	GW-SRMMOS	Seram	101
GW-DONMOSOFFC	Donegal Clear Offset	106	GW-MDKHEXMOS	Medak	97	GW-STEMOS	St Elias	109
GW-DREMOS	Dream	114	GW-MDNMOS	Medina	65	GW-SUKMOS	Sukai	129
GW-DSCMOS	Discovery	52	GW-MEDMOS	Mediterranean	96	GW-SUMATRA	Sumatra	51
GW-DWNMOS	Dawn	65	GW-MELMOS	Mellow	115	GW-SUPMOS48T	Superior	95
GW-EASMOS	Eastern Light	66	GW-MENPAN	Menagai (8 sheets)	81	GW-SUPMOSBBC	Superior Clear Brickbond	94
GW-EBTMOS	Elbert	85	GW-MGRMOS	Margarita	109	GW-SUPMOSBBT	Superior Brickbond	94
GW-EDEMOS	Eden	89	GW-MISMOS	Mists	71	GW-SUPMOST	Superior	95
GW-EDIMOS	El Divino	75	GW-MKPPMOS	Milk Pearl	37	GW-TAHMOST	Tahoe	93
GW-EGNMOS	Elgon	50	GW-MKSPMOS	Milk Silk	44	GW-TAJMOS	Taj	73
GW-EIGMOS	Eiger	114	GW-MLTMOS	Moonlight	87	GW-TEKMOS	Tekari	71
GW-ELDMOS	El Dorado	85	GW-MNDMOS	Mandalay	62	GW-TGKMOSR	Tanganyika Clear Random Pattern	51
GW-EOSMOS	Eos	38	GW-MOCMOS	Monte Cristo	87	GW-THIMOS	Theia	47
GW-EPRMOS	Emperor	53	GW-MORMOS	Morning Sun	47	GW-TKLMOS	Toubkal	111
GW-ETHMOS	Ethereal	62	GW-MRBPAN	Marsabit (8 sheets)	81	GW-TORHEXMOS	Torcello White	43
GW-ETNMOS	Etna	101	GW-MRDMOS	Morning Dew	111	GW-TPOMOS	Taupo Stripe	39
GW-EVEMOS	Everest	39	GW-MRNHEXMOS	Murano Grey	117	GW-TQSMOS	Tequila Sunrise	102
GW-EVGMOS	Evening Glow	98	GW-MUZMOS	Muztag	96	GW-TRAMOS	Tranquility	86
GW-FANMOS	Fantasy	83	GW-NAPMOSOFFC	Napoli Clear Offset	106	GW-TSSMOS	Tousside	122
GW-FLORES	Flores	123	GW-NIRMOS	Nirvana	115	GW-UMSMOS	Ultimo Shell	38
GW-FNTMOS	Fantale	86	GW-OASMOS	Oasis	93	GW-UTOMOS	Utopia	105
GW-GDSMOS	Golden Spur	48	GW-OKHMOS	Okhotsk (sparkle)	73	GW-VALMOS	Valen	75
GW-GENMOS	Genie	101	GW-ONTMOST	Ontario	93	GW-VCTMOSBBC	Victoria Clear Brickbond	99
GW-GLSPMOS	Galiano Silk	43	GW-PACMOS	Pacific	87	GW-VCTMOSBBT	Victoria Brickbond	99
GW-GRBMOS	Garibaldi	109	GW-PAGMOS	Pagai	92	GW-VGMMOS	Vatukoula	126
GW-GYNPMOS	Guyot Natural	118	GW-PAIMOS	Pamplona	116	GW-VIEMOS	Viedo	118
GW-GYSPMOS	Guyot Silk	118	GW-PAPMOSR	Paparazzi	68	GW-VNTMOS	Venetia	128
GW-HADMOS	Hades	68	GW-PARDLMOS	Paragon	113	GW-VOLMOSOFFF	Volga Frosted Offset	91
GW-HARMOS	Harmony	45	GW-PATMOS	Patna	125	GW-VSTMOS	Vista	66
GW-HATMOSOFFC	Hatteras Clear	96	GW-PCHMOS	Pacha	126	GW-VTAMOS48T	Volta	90
GW-HELMOS	Helmi	109	GW-PEAMOS	Peace	39	GW-VTAMOSBBC	Volta Clear Brickbond	90
GW-HORMOS	Horizon	123	GW-PHOMOS	Phoenicia	82	GW-VTAMOSBBT	Volta Brickbond	90
GW-HSRMOS	Huascarán	38	GW-PJIHEXMOS	Panaji	73	GW-VTAMOSR	Volta Clear Random Pattern	90
GW-HUDMOSOFFC	Hudson Clear	96	GW-PNAHEXMOS	Poona	125	GW-VTAMOSRF	Volta Frosted Random Pattern	90
GW-HURMOSR	Huron Clear Random Pattern	94	GW-POWMOST	Powell	93	GW-VTAMOSRM	Volta Clear & Frosted Random Pattern	90
GW-HURMOSRF	Huron Frosted Random Pattern	94	GW-PPAMOS	Pink Panther	109	GW-VTBMOS	Velvet Bloom	105
GW-HVWMOS	Harvey Wallbanger	101	GW-PRAMOS	Pradesh	122	GW-WEIMOS	Weisshorn	85
GW-HYSPMOS	Heney Silk	45	GW-PREMOS	Precious	68	GW-WHIMOS	Whitney	37
GW-ICERRMOS	Ice	37	GW-PRGMOS	Prague	49	GW-WINMOST	Winnipeg	122
GW-ILPMOS	Illampu	98	GW-RAIMOS	Raipur	125	GW-WLYMOS	White Lady	37
GW-ILSMOS	Illusion	37	GW-RAKMOS	Rakaposhi	121	GW-ZAMMOS	Zamo	62
GW-INDMOSOFFC	Indus Clear	127	GW-RBYMOS	Ruby Falls	51	GW-ZAOMOS	Zao	102
GW-JAGDLMOS	Jager	117	GW-RENMOS	Rena	119	GW-ZIRRRMOS	Zircon	117
GW-JALMOS	Jalapa	98	GW-RFLMOS	Reflection	65			
GW-JAVMOS	Java	93	GW-RKOMOS	Rakoram	121			
GW-JIPHEXMOS	Jaipur	89	GW-RPLMOS	Ripple	92			



**Victorian Floor Tiles**  
Traditional geometric floor tiles in a range of colours and shapes



**Odyssey**  
Patterned wall and floor tiles inspired by journeys of discovery



**Tileworks**  
Contemporary porcelain and ceramic tiles for floors and walls



**Winchester Tile Company**  
Hand crafted wall tiles in a choice of sumptuous glazes and finishes

**GENERAL ENQUIRIES**

Tel: +44 (0)1392 473004  
Fax: +44 (0)1392 473014

**UK SALES**

Tel: +44 (0)1392 473000  
Fax: +44 (0)1392 473010

**USA SALES**

Tel: 508 507 6228  
Fax: 1-866 881 6609 (toll free)

**REST OF WORLD SALES**

Tel: +44 (0)1392 473001  
Fax: +44 (0)1392 473011

**Email:** [info@originalstyle.com](mailto:info@originalstyle.com)

**Website:** [www.originalstyle.com](http://www.originalstyle.com)

The 'Original Style' logo is a registered trade mark of Original Style Ltd.  
Original Style Limited is registered in England number 3018117.  
Registered Office: Falcon Road, Sowton Industrial Estate, Exeter, Devon EX2 7LF, England

Your Original Style stockist

£2.00 €3.00 \$3.50

MSBROCH6/04/18