



# Palette

collection

peronda



Spring colours.  
Refreshingly lovely.

COLORES PRIMAVERALES.  
FRESCURA Y BELLEZA.





# Palette

ASH - BLUE - ECRU - FOG - TAUPE - GREEN  
VOLUTE - LEAVES - SQUARE - MOSAIC



# Leaves

collection **WARM / COLD**



LEAVES  
warm




PALETTE Leaves Warm\_32\*90



32\*90\*1,05 cm



LEAVES  
cold



PALETTE Leaves Cold\_32\*90



32\*90\*1,05 cm

Volu  
te

collection WARM / COLD

VOLUTE  
warm



PALETTE Volute Warm\_32\*90



32\*90\*1,05 cm



VOLUTE  
cold



PALETTE Volute Cold\_32\*90



32\*90\*1,05 cm



# Square

collection **WARM / COLD**



SQUARE  
warm



- PALETTE Green\_32\*90
- PALETTE Ecu\_32\*90
- PALETTE Square Warm\_32\*90




75\*150\*1,05 cm





SQUARE  
cold



PALETTE Square Cold\_32\*90



32\*90\*1,05 cm



M.ossa  
ic


collection

ASH / BLUE / ECRU / FOG / TAUPE / GREEN



# MOSAIC


ash



- PALETTE Ash\_32\*90
- PALETTE Blue\_32\*90
- PALETTE L. Ash\_3\*90
- PALETTE D. Mosaic Ash\_31,5\*31,5




32\*90\*1,05 cm



31,5\*31,5




# MOSAIC blue



- PALETTE Ash\_32\*90
- PALETTE Blue\_32\*90
- PALETTE D. Mosaic Blue\_31,5\*31,5



32\*90\*1,05 cm




31,5\*31,5






# MOSAIC

ecru



**PALETTE L. Taupe\_3\*90**  
**PALETTE D. Mosaic Ecru\_31,5\*31,5**



31,5\*31,5



MOSAIC  
fog



PALETTE Fog\_32\*90



32\*90\*1,05 cm




# MOSAIC taupe



**PALETTE** Taupe\_32\*90  
**PALETTE D.** Mosaic Taupe\_31,5\*31,5




32\*90\*1,05 cm



31,5\*31,5




# MOSAIC green



**PALETTE Green\_32\*90**  
**PALETTE D. Mosaic Green\_31,5\*31,5**



32\*90\*1,05 cm



31,5\*31,5







PALETTE  
ash



PALETTE Ash\_32\*90



32\*90\*1,05 cm







PALETTE  
blue



PALETTE Blue\_32\*90



32\*90\*1,05 cm







# PALETTE


ecru



- PALETTE Ecrú\_32\*90
- PALETTE D. Mosaic Ecrú\_31,5\*31,5
- PALETTE L. Taupe\_3\*90
- PALETTE Leaves Warm\_32\*90



32\*90\*1,05 cm



31,5\*31,5







PALETTE  
fog



PALETTE Fog\_32\*90



32\*90\*1,05 cm







PALETTE  
taupe



PALETTE Taupe\_32\*90




32\*90\*1,05 cm







PALETTE  
green



PALETTE Green\_32\*90  
PALETTE Ecu\_32\*90  
PALETTE Square Warm\_32\*90



32\*90\*1,05 cm




PALETTE Square Cold



PALETTE Square Warm



PALETTE SQUARE



5 patterns

32 \* 90 \* 1,05 cm | 13 \* 35"

RECTIFIED	NATURAL PRICE CODE BN36
COLD	24493
WARM	24494

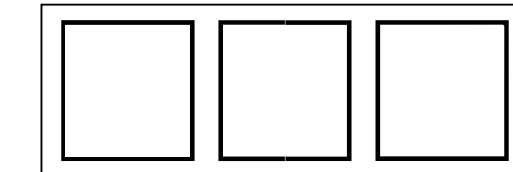
PALETTE Volute Cold



PALETTE Volute Warm



PALETTE VOLUTE



32 \* 90 \* 1,05 cm | 13 \* 35"

RECTIFIED	NATURAL PRICE CODE BN36
COLD	26156
WARM	26157

PALETTE Leaves Cold



PALETTE Leaves Warm



PALETTE LEAVES



32 \* 90 \* 1,05 cm | 13 \* 35"

RECTIFIED	NATURAL PRICE CODE BN36
COLD	26154
WARM	26155

CARACTERÍSTICAS TÉCNICAS | TECHNICAL CHARACTERISTICS

joint 	wall tiles 	matt 	diferent shades 	shade variation 	various graphics 
-----------	----------------	----------	---------------------	---------------------	----------------------

EMBALAJE | PACKING

(Los pesos aquí reflejados pueden sufrir ligeras variaciones en función del lote de producción. Weights shown here may slightly vary depending on the production lot.)

Formato   Sizes	Cajas   Boxes			Pallet				Cont./20' 21500 kg.	Cont./20' 24000 kg.
	Piezas	m <sup>2</sup> / sq.m	kg	Cajas	m <sup>2</sup> / sq.m	kg	Tamaño cm aprox.	m <sup>2</sup> / sq.m	m <sup>2</sup> / sq.m
cm									
32 * 90 * 1,05	4	1,15	20,9	56	64,4	1194	120 * 80 * 105	1159,63	1294,47
inch									
12 5/8 * 35 7/16 * 7/16	4	12,38	46,08	56	693,20	2632,77	47 1/4 * 31 1/2 * 41 5/16	12482,27	13933,70




PALETTE Ash



L. PALETTE Ash



PALETTE Fog



L. PALETTE Fog




PALETTE Blue



L. PALETTE Blue



PALETTE



32 \* 90 \* 1,05 cm | 13 \* 36"


10 patterns

RECTIFIED	NATURAL PRICE CODE BN29
ASH	24402
BLUE	24403
ECRU	24405
FOG	24404
GREEN	24407
TAUPE	24406


D. PALETTE MOSAIC Ash



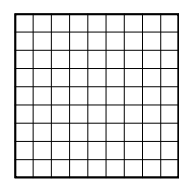
D. PALETTE MOSAIC Fog



D. PALETTE MOSAIC Blue




D. PALETTE MOSAIC



31,5 \* 31,5 cm  
12 \* 12"

NO RECTIFIED	NATURAL PRICE CODE P56
ASH	24501
BLUE	24502
ECRU	24503
FOG	24504
GREEN	24505
TAUPE	24506


D. PALETTE MOSAIC Ecrú



D. PALETTE MOSAIC Taupe



D. PALETTE MOSAIC Green



PALETTE Ecrú



L. PALETTE Ecrú



PALETTE Taupe



L. PALETTE Taupe



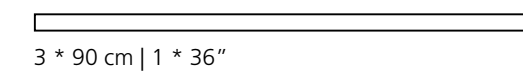
PALETTE Green



L. PALETTE Green



L. PALETTE



3 \* 90 cm | 1 \* 36"

NO RECTIFIED	NATURAL PRICE CODE P38
ASH	26163
BLUE	26164
ECRU	26165
FOG	26166
GREEN	26167
TAUPE	26168



# peronda

Debido a los procesos de impresión, los colores que aparecen en este catálogo deben considerarse aproximados, y no exactos. **All colours and hues appearing in this catalogue should be considered approximate, only in view of the printing processes involved.**

Los derechos de todos los contenidos (textos, fotografías, dibujos, diseños etc) del presente catálogo son propiedad de PERONDA GROUP, S.A (o en su defecto, cuentan con los correspondientes permisos y autorizaciones de sus titulares). No está permitida la reproducción total o parcial de esta publicación, ni su tratamiento informático, ni la transmisión de ninguna forma o por cualquier medio, ya sea electrónico, mecánico, por fotocopia, por registro u otros medios, sin el permiso previo y por escrito de los titulares del copyright. **The rights of all contents (texts, photographs, drawings, designs, etc.) of this catalogue remain the property of PERONDA GROUP, S.A (or, failing that, they have the corresponding permissions and authorizations of the owners). No part of this publication may be reproduced, stored in a retrieval system, or transmitted in any form or by any means, electronic, mechanical, photocopying, recording or otherwise, without the prior written permission of the copyright holders.**

© PERONDA GROUP 2019  
Av. Manuel Escobedo, 26.  
12200 Onda (Castellón) España





# Palette

collection

peronda