





CITADEL



Ceramic Tiles of Italy

GRES PORCELLANATO
Porcelain stoneware

100%
MADE IN ITALY



La collezione Citadel rappresenta una magnifica riproduzione della pietra, il prodotto è stato elaborato con l'obiettivo di riprodurre fedelmente le note estetiche e martellate del materiale naturale, e a rafforzamento per il raggiungimento di tale traguardo, SAVOIA propone la collezione con la posa modulare che rende ancor più fedele lo stesso all'originale.





Pavimento: Citadel Beige Modulo 40x60.40x40.20x40.20x20

Floor: Citadel Beige Modulo 40x60.40x40.20x40.20x20





Pavimento: Citadel Antracite Modulo 40x60.40x40.20x40.20x20

Floor: Citadel Antracite Modulo 40x60.40x40.20x40.20x20



Floor: CITADEL • MODULO



Sand. 40x60 Mod.

SAVOIAITALIA






Pavimento: Citadel Antracite Modulo 40x60.40x40.20x40.20x20

Floor: Citadel Antracite Modulo 40x60.40x40.20x40.20x20



Pavimento: Citadel Sand Modulo 40x60.40x40.20x40.20x20

Floor: Citadel Sand Modulo 40x60.40x40.20x40.20x20



Pavimento: Citadel Sand 40x60 Antislip **R11**

Floor: Citadel Sand 40x60 Antislip R11



Floor: CITADEL • MODULO



SAVOIAITALIA

CITADEL

SAND



BEIGE



GREY



ANTRAX



FORMATI - Sizes

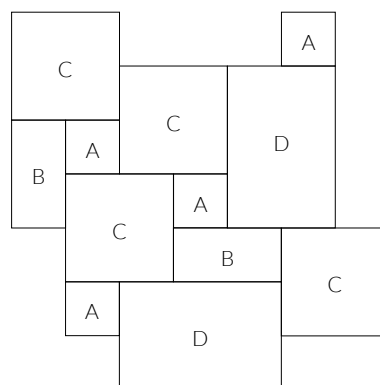















40x60
40x60 **R11** (Sand - Beige)

MODULO

TIPO	FORMATO
A	20x20
B	20x40
C	40x40
D	40x60

40x60 | 40x40 | 20x40 | 20x20
40x60 | 40x40 | 20x40 | 20x20 **R11** (Sand - Beige)




				
	40x60	40x60 R11	MODULO	MODULO R11
 SAND	S41000	S41000A	S81000	S81000A
 BEIGE	S41001	S41001A	S81001	S81001A
 GREY	S41002	S41002A	S81002	S81002A
 ANTRAX	S41003	S41003A	S81003	S81003A
COD. P				
 SPESSORE	9 mm	9 mm	9 mm	9 mm

CARATTERISTICHE TECNICHE TECHNICAL CHARACTERISTICS

CONSIGLI DI POSA PATTERNS

V3



MODERATA VARIAZIONE

Moderate Variation
Variation Modérée
Mässige Abweichung

PEI



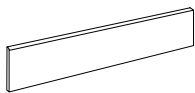
COEFFICIENTE DI RESISTENZA ALL' ABRASIONE

Coefficient of resistance to abrasion
Coefficient de résistance à l'abrasion
Abriebhärteskoeffizient



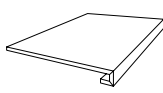
antrax

PEZZI SPECIALI SPECIAL PIECES



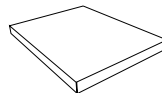
SBT + COD. Battiscopa
6,5x60

8  8



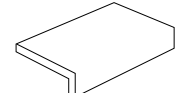
CR + COD. Gradone
33x60+3+3

4  67



ACR + COD. Ang. Gradone
33x60+3+3

2  102

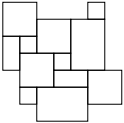


EL + COD. Elem. L Monolitico
15x30+4

8  14

*Per informazioni approfondite sui pezzi speciali, consultare la sezione dedicata a fine catalogo.

IMBALLI PACKING

	pcs/box	mq/box	kg/box	box/pallet	mq/pallet	kg/pallet	
40x60	5	1,20	23,10	48	57,60	1.139,00	
MODULO: 40x60 40x40 & 20x40 20x20		12	1,44	26,68	44	63,36	1.193,92